

MONTHLY REPORT OF DISBURSEMENTS
For the month of December 2019

Department : Department of Science and Technology (DOST)
Agency/Entity : Forest Products Research and Development Institute
Operating Unit : < not applicable >
Organization Code : 19 004 000000
Fund Cluster : 01 Regular Agency Fund

Particulars	Current Year Budget					Prior Year's Budget										SUB-TOTAL	Trust Liabilities					Grand Total					Remarks	
	PS	MOOE	FinEx	CO	TOTAL	Prior Year's Accounts Payable					Current Year's Accounts Payable						TOTAL	PS	MOOE	CO	TOTAL	PS	MOOE	FinEx	CO	TOTAL		
						PS	MOOE	FinEx	CO	Sub-Total	PS	MOOE	FinEx	CO	Sub-Total													
CASH DISBURSEMENTS	16,851,465.00	2,703,068.44	0.00	19,174,769.01	38,729,302.45	0.00	0.00	0.00	163,312.50	163,312.50	0.00	0.00	0.00	0.00	0.00	163,312.50	38,892,614.95	0.00	0.00	0.00	0.00	16,851,465.00	2,703,068.44	0.00	19,338,091.51	38,892,614.95	28	
Notice of Cash Allocation (NCA)	16,851,465.00	2,703,068.44	0.00	19,174,769.01	38,729,302.45	0.00	0.00	0.00	163,312.50	163,312.50	0.00	0.00	0.00	0.00	0.00	163,312.50	38,892,614.95	0.00	0.00	0.00	0.00	16,851,465.00	2,703,068.44	0.00	19,338,091.51	38,892,614.95	28	
MDS Checks Issued	16,851,465.00	2,703,068.44	0.00	19,174,769.01	38,729,302.45	0.00	0.00	0.00	163,312.50	163,312.50	0.00	0.00	0.00	0.00	0.00	163,312.50	38,892,614.95	0.00	0.00	0.00	0.00	16,851,465.00	2,703,068.44	0.00	19,338,091.51	38,892,614.95	28	
Advice to Debit Account	0.00	0.00	0.00	0.00	0.00	0.00	0.00	0.00	0.00	0.00	0.00	0.00	0.00	0.00	0.00	0.00	0.00	0.00	0.00	0.00	0.00	0.00	0.00	0.00	0.00	0.00	0.00	0.00
Notice of Transfer Allocations (NTA)	0.00	0.00	0.00	0.00	0.00	0.00	0.00	0.00	0.00	0.00	0.00	0.00	0.00	0.00	0.00	0.00	0.00	0.00	0.00	0.00	0.00	0.00	0.00	0.00	0.00	0.00	0.00	0.00
MDS Checks Issued	0.00	0.00	0.00	0.00	0.00	0.00	0.00	0.00	0.00	0.00	0.00	0.00	0.00	0.00	0.00	0.00	0.00	0.00	0.00	0.00	0.00	0.00	0.00	0.00	0.00	0.00	0.00	0.00
Advice to Debit Account	0.00	0.00	0.00	0.00	0.00	0.00	0.00	0.00	0.00	0.00	0.00	0.00	0.00	0.00	0.00	0.00	0.00	0.00	0.00	0.00	0.00	0.00	0.00	0.00	0.00	0.00	0.00	0.00
Working Fund for FAPs	0.00	0.00	0.00	0.00	0.00	0.00	0.00	0.00	0.00	0.00	0.00	0.00	0.00	0.00	0.00	0.00	0.00	0.00	0.00	0.00	0.00	0.00	0.00	0.00	0.00	0.00	0.00	0.00
Cash Disbursement Ceiling (CDC)	0.00	0.00	0.00	0.00	0.00	0.00	0.00	0.00	0.00	0.00	0.00	0.00	0.00	0.00	0.00	0.00	0.00	0.00	0.00	0.00	0.00	0.00	0.00	0.00	0.00	0.00	0.00	0.00
TOTAL CASH DISBURSEMENTS	16,851,465.00	2,703,068.44	0.00	19,174,769.01	38,729,302.45	0.00	0.00	0.00	163,312.50	163,312.50	0.00	0.00	0.00	0.00	0.00	163,312.50	38,892,614.95	0.00	0.00	0.00	0.00	16,851,465.00	2,703,068.44	0.00	19,338,091.51	38,892,614.95	28	
NON-CASH DISBURSEMENTS	1,442,988.33	73,569.95	0.00	445,439.63	1,961,997.91	0.00	0.00	0.00	12,187.50	12,187.50	0.00	0.00	0.00	0.00	0.00	12,187.50	1,974,185.41	0.00	0.00	0.00	0.00	1,442,988.33	73,569.95	0.00	1,938,546.79	2,000,763.39	28	
Tax Remittance Advice Issued (TRA)	1,442,988.33	73,569.95	0.00	445,439.63	1,961,997.91	0.00	0.00	0.00	12,187.50	12,187.50	0.00	0.00	0.00	0.00	0.00	12,187.50	1,974,185.41	0.00	0.00	0.00	0.00	1,442,988.33	73,569.95	0.00	1,938,546.79	2,000,763.39	28	
Non-Cash Availment Authority (NCAA)	0.00	0.00	0.00	0.00	0.00	0.00	0.00	0.00	0.00	0.00	0.00	0.00	0.00	0.00	0.00	0.00	0.00	0.00	0.00	0.00	0.00	0.00	0.00	0.00	0.00	0.00	0.00	0.00
Disbursements effected through outright deductions from claims (delete specify)	0.00	0.00	0.00	0.00	0.00	0.00	0.00	0.00	0.00	0.00	0.00	0.00	0.00	0.00	0.00	0.00	0.00	0.00	0.00	0.00	0.00	0.00	0.00	0.00	0.00	0.00	0.00	0.00
Overpayment of expenses (e.g. personnel benefits)	0.00	0.00	0.00	0.00	0.00	0.00	0.00	0.00	0.00	0.00	0.00	0.00	0.00	0.00	0.00	0.00	0.00	0.00	0.00	0.00	0.00	0.00	0.00	0.00	0.00	0.00	0.00	0.00
Restitution for loss of government property	0.00	0.00	0.00	0.00	0.00	0.00	0.00	0.00	0.00	0.00	0.00	0.00	0.00	0.00	0.00	0.00	0.00	0.00	0.00	0.00	0.00	0.00	0.00	0.00	0.00	0.00	0.00	0.00
Liquidated damages and similar claims	0.00	0.00	0.00	0.00	0.00	0.00	0.00	0.00	0.00	0.00	0.00	0.00	0.00	0.00	0.00	0.00	0.00	0.00	0.00	0.00	0.00	0.00	0.00	0.00	0.00	0.00	0.00	0.00
Others (TEF, BT, Documentary Stamp Tax, etc.)	0.00	0.00	0.00	0.00	0.00	0.00	0.00	0.00	0.00	0.00	0.00	0.00	0.00	0.00	0.00	0.00	0.00	0.00	0.00	0.00	0.00	0.00	0.00	0.00	0.00	0.00	0.00	0.00
TOTAL NON-CASH DISBURSEMENTS	1,442,988.33	73,569.95	0.00	445,439.63	1,961,997.91	0.00	0.00	0.00	12,187.50	12,187.50	0.00	0.00	0.00	0.00	0.00	12,187.50	1,974,185.41	0.00	0.00	0.00	0.00	1,442,988.33	73,569.95	0.00	1,938,546.79	2,000,763.39	28	
GRAND TOTAL	18,294,453.33	2,776,638.39	0.00	19,620,208.64	40,691,300.36	0.00	0.00	0.00	175,500.00	175,500.00	0.00	0.00	0.00	0.00	0.00	175,500.00	40,866,800.36	0.00	0.00	0.00	0.00	18,294,453.33	2,776,638.39	0.00	19,795,708.64	40,866,800.36	28	

Particulars	Previous Report	This Month	As at Date
(1)	(2)	(3)	(4)
Total Disbursement Authorities Received	262,456,096.83	19,126,331.41	281,582,388.24
NCA	247,422,778.00	17,152,146.00	264,574,924.00
NTA	0.00	0.00	0.00
Working Fund	0.00	0.00	0.00
TRA	15,033,278.83	1,974,185.41	17,007,464.24
CDC	0.00	0.00	0.00
NCAA	0.00	0.00	0.00
Less: Notice of Transfer of Allocations (NTA) issued	0.00	0.00	0.00
Total Disbursement Authorities Available	262,456,096.83	19,126,331.41	281,582,388.24
Less:	0.00	0.00	0.00
Lapsed NCA	29,546,563.44	0.00	29,546,563.44
Disbursements	202,580,845.28	40,866,800.36	243,447,645.64
Less: Other Non-Cash Disbursements	0.00	0.00	0.00
Disbursements effected through outright deductions from claims	0.00	0.00	0.00
Overpayment of expenses (e.g. personnel benefits)	0.00	0.00	0.00
Restitution for loss of government property	0.00	0.00	0.00
Liquidated damages and similar claims	0.00	0.00	0.00
Others (e.g. TEF, BT, Docs Stamp, etc.)	0.00	0.00	0.00
Less: Adjustments (e.g. cancelled/staled checks)	0.00	0.00	0.00
Balance of Disbursement Authorities as at date	30,328,648.11	(21,740,468.95)	8,588,179.16
Total Disbursements Program	232,909,493.39	19,126,331.41	252,035,824.80
Less: Actual Disbursements	202,580,845.28	40,866,800.36	243,447,645.64
Under spending	30,328,648.11	(21,740,468.95)	8,588,179.16

Certified Correct:
[Signature]
VARDELEON RIZZO WELGAS
Date: 03-Jan-2020

Recommending Approval:
[Signature]
HERRERA MIGUEL CORBANTES
Date: 03-Jan-2020

DEPARTMENT OF SCIENCE AND TECHNOLOGY
GEN. SANTOS AVENUE, BICOTAN, TAGUIG CITY
ACCOUNTING DIVISION
RECEIVED
JAN 15 2020
BY: *[Signature]* R 12:33pm

Approved By:
[Signature]
AGGANGAN ROMULO TAMAYAO
Date: 03-Jan-2020

RECEIVED
JAN 15 2020
[Signature]

RECEIVED
1-7-20
OFFICE OF THE AUDITOR

Report was generated using the Unified Reporting System on 03/01/2020 16:01 version: FAR4.1.1

MONTHLY REPORT OF DISBURSEMENTS
For the month of November 2019

Department : Department of Science and Technology (DOST)
Agency/Entity : Forest Products Research and Development Institute
Operating Unit : < not applicable >
Organization Code : 19 004 000000
Fund Cluster : 01 Regular Agency Fund

Particulars	Current Year Budget					Prior Year's Budget										Current Year's Accounts Payable					Trust Liabilities					Grand Total					Remarks
	PS	MOOE	FinEx	CO	TOTAL	Prior Year's Accounts Payable					Current Year's Accounts Payable					PS	MOOE	CO	TOTAL	PS	MOOE	CO	TOTAL	PS	MOOE	FinEx	CO	TOTAL			
	1	2	3	4	5	6=(2+3+4+5)	7	8	9	10	11=(7+8+9+10)	12	13	14	15	16=(12+13+14+15)	17=(11+16)	18=(6+17)	19	20	21	22=(19+20+21)	23	24	25	26	27=(23+24+25+26)	28			
CASH DISBURSEMENTS	15,232,240.38	3,948,728.41	0.00	2,897,990.32	22,078,957.11	0.00	0.00	0.00	0.00	0.00	0.00	0.00	0.00	0.00	0.00	0.00	22,078,957.11	0.00	0.00	0.00	0.00	15,232,240.38	3,948,728.41	0.00	2,897,990.32	22,078,957.11					
Notice of Cash Allocation (NCA)	15,232,240.38	3,948,728.41	0.00	2,897,990.32	22,078,957.11	0.00	0.00	0.00	0.00	0.00	0.00	0.00	0.00	0.00	0.00	0.00	22,078,957.11	0.00	0.00	0.00	0.00	15,232,240.38	3,948,728.41	0.00	2,897,990.32	22,078,957.11					
MDG Checks Issued	15,232,240.38	3,948,728.41	0.00	2,897,990.32	22,078,957.11	0.00	0.00	0.00	0.00	0.00	0.00	0.00	0.00	0.00	0.00	0.00	22,078,957.11	0.00	0.00	0.00	0.00	15,232,240.38	3,948,728.41	0.00	2,897,990.32	22,078,957.11					
Advice to Debit Account	0.00	0.00	0.00	0.00	0.00	0.00	0.00	0.00	0.00	0.00	0.00	0.00	0.00	0.00	0.00	0.00	0.00	0.00	0.00	0.00	0.00	0.00	0.00	0.00	0.00	0.00	0.00	0.00			
Notice of Transfer Allocations (NTA)	0.00	0.00	0.00	0.00	0.00	0.00	0.00	0.00	0.00	0.00	0.00	0.00	0.00	0.00	0.00	0.00	0.00	0.00	0.00	0.00	0.00	0.00	0.00	0.00	0.00	0.00	0.00	0.00			
MDG Checks Issued	0.00	0.00	0.00	0.00	0.00	0.00	0.00	0.00	0.00	0.00	0.00	0.00	0.00	0.00	0.00	0.00	0.00	0.00	0.00	0.00	0.00	0.00	0.00	0.00	0.00	0.00	0.00	0.00			
Advice to Debit Account	0.00	0.00	0.00	0.00	0.00	0.00	0.00	0.00	0.00	0.00	0.00	0.00	0.00	0.00	0.00	0.00	0.00	0.00	0.00	0.00	0.00	0.00	0.00	0.00	0.00	0.00	0.00	0.00			
Working Fund for FAPs	0.00	0.00	0.00	0.00	0.00	0.00	0.00	0.00	0.00	0.00	0.00	0.00	0.00	0.00	0.00	0.00	0.00	0.00	0.00	0.00	0.00	0.00	0.00	0.00	0.00	0.00	0.00	0.00			
Cash Disbursement Ceiling (CDC)	0.00	0.00	0.00	0.00	0.00	0.00	0.00	0.00	0.00	0.00	0.00	0.00	0.00	0.00	0.00	0.00	0.00	0.00	0.00	0.00	0.00	0.00	0.00	0.00	0.00	0.00	0.00	0.00			
TOTAL CASH DISBURSEMENTS	15,232,240.38	3,948,728.41	0.00	2,897,990.32	22,078,957.11	0.00	0.00	0.00	0.00	0.00	0.00	0.00	0.00	0.00	0.00	0.00	22,078,957.11	0.00	0.00	0.00	0.00	15,232,240.38	3,948,728.41	0.00	2,897,990.32	22,078,957.11					
NON-CASH DISBURSEMENTS	1,107,986.71	84,802.14	0.00	257,827.14	1,450,615.99	0.00	0.00	0.00	0.00	0.00	0.00	0.00	0.00	0.00	0.00	0.00	1,450,615.99	0.00	0.00	0.00	0.00	1,107,986.71	84,802.14	0.00	257,827.14	1,450,615.99					
Tax Remittance Advances Issued (TRA)	1,107,986.71	84,802.14	0.00	257,827.14	1,450,615.99	0.00	0.00	0.00	0.00	0.00	0.00	0.00	0.00	0.00	0.00	0.00	1,450,615.99	0.00	0.00	0.00	0.00	1,107,986.71	84,802.14	0.00	257,827.14	1,450,615.99					
Non-Cash Availment Authority (NCAA)	0.00	0.00	0.00	0.00	0.00	0.00	0.00	0.00	0.00	0.00	0.00	0.00	0.00	0.00	0.00	0.00	0.00	0.00	0.00	0.00	0.00	0.00	0.00	0.00	0.00	0.00	0.00	0.00			
Disbursements effected through outright deductions from claims (Issue specific)	0.00	0.00	0.00	0.00	0.00	0.00	0.00	0.00	0.00	0.00	0.00	0.00	0.00	0.00	0.00	0.00	0.00	0.00	0.00	0.00	0.00	0.00	0.00	0.00	0.00	0.00	0.00	0.00			
Overpayment of expenses (e.g. personnel benefits)	0.00	0.00	0.00	0.00	0.00	0.00	0.00	0.00	0.00	0.00	0.00	0.00	0.00	0.00	0.00	0.00	0.00	0.00	0.00	0.00	0.00	0.00	0.00	0.00	0.00	0.00	0.00	0.00			
Restitution for loss of government property	0.00	0.00	0.00	0.00	0.00	0.00	0.00	0.00	0.00	0.00	0.00	0.00	0.00	0.00	0.00	0.00	0.00	0.00	0.00	0.00	0.00	0.00	0.00	0.00	0.00	0.00	0.00	0.00			
Liquidated damages and similar claims	0.00	0.00	0.00	0.00	0.00	0.00	0.00	0.00	0.00	0.00	0.00	0.00	0.00	0.00	0.00	0.00	0.00	0.00	0.00	0.00	0.00	0.00	0.00	0.00	0.00	0.00	0.00	0.00			
Others (e.g. TEF, BTR, Docs Stamp, etc.)	0.00	0.00	0.00	0.00	0.00	0.00	0.00	0.00	0.00	0.00	0.00	0.00	0.00	0.00	0.00	0.00	0.00	0.00	0.00	0.00	0.00	0.00	0.00	0.00	0.00	0.00	0.00	0.00			
TOTAL NON-CASH DISBURSEMENTS	1,107,986.71	84,802.14	0.00	257,827.14	1,450,615.99	0.00	0.00	0.00	0.00	0.00	0.00	0.00	0.00	0.00	0.00	0.00	1,450,615.99	0.00	0.00	0.00	0.00	1,107,986.71	84,802.14	0.00	257,827.14	1,450,615.99					
GRAND TOTAL	16,340,227.09	4,033,530.55	0.00	3,155,817.46	23,529,573.10	0.00	0.00	0.00	0.00	0.00	0.00	0.00	0.00	0.00	0.00	0.00	23,529,573.10	0.00	0.00	0.00	0.00	16,340,227.09	4,033,530.55	0.00	3,155,817.46	23,529,573.10					

SUMMARY

Particulars	Previous Report	This Month	As at Date
(1)	(2)	(3)	(4)
Total Disbursement Authorities Received	231,751,440.84	30,704,615.99	262,456,056.83
NCA	218,168,778.00	29,254,000.00	247,422,778.00
NTA	0.00	0.00	0.00
Working Fund	0.00	0.00	0.00
TRA	13,582,662.84	1,450,615.99	15,033,278.83
CDC	0.00	0.00	0.00
NCAA	0.00	0.00	0.00
Less: Notice of Transfer of Allocations (NTA) issued	0.00	0.00	0.00
Total Disbursement Authorities Available	231,751,440.84	30,704,615.99	262,456,056.83
Less:	0.00	0.00	0.00
Lapsed NCA	29,546,593.44	0.00	29,546,593.44
Disbursements	179,051,272.18	23,529,573.10	202,580,845.28
Less: Other Non-Cash Disbursements	0.00	0.00	0.00
Disbursements effected through outright deductions from claims	0.00	0.00	0.00
Overpayment of expenses (e.g. personnel benefits)	0.00	0.00	0.00
Restitution for loss of government property	0.00	0.00	0.00
Liquidated damages and similar claims	0.00	0.00	0.00
Others (e.g. TEF, BTR, Docs Stamp, etc.)	0.00	0.00	0.00
Add/less: Adjustments (e.g. cancelled/stated checks)	0.00	0.00	0.00
Balance of Disbursement Authorities as at date	23,153,606.22	7,175,042.89	30,328,649.11
Total Disbursements Program	202,204,877.40	30,704,615.99	232,909,493.39
Less: Actual Disbursements	179,051,272.18	23,529,573.10	202,580,845.28
(Over)/Under spending	23,153,606.22	7,175,042.89	30,328,649.11

Notes: * The use of NTA is discouraged
Notes: ** Amounts should tally with the grand total disbursement (column 27).

Certified Correct:
VARDELEON RIZZA WELGAS
Date: 02-Dec-2019

Recommending Approval:
HERRERA MIGUEL CORBANTES
Date: 02-Dec-2019

Approved By:
AGGANGAN ROMULO TAMAYAO
Date: 02-Dec-2019

RECEIVED
DEC 12 2019
divina

DEPARTMENT OF SCIENCE AND TECHNOLOGY
GEN. SANTOS AVENUE, BICUTAN, TAGUIG CITY
ACCOUNTING DIVISION
RECEIVED
DEC 11 2019
BY: *Jc*

RECEIVED
12-4-19
OFFICE OF THE AUDITOR

MONTHLY REPORT OF DISBURSEMENTS
For the month of October 2019

Department: Department of Science and Technology (DOST)
Agency: Forest Products Research and Development Institute
Operating Unit: < not applicable >
Organization Code: 19 004 000000
Fund Cluster: 01 Regular Agency Fund

Current Year Appropriations
Supplemental Appropriations
Continuing Appropriations

Particulars	Current Year Budget					Prior Year's Budget										SUB-TOTAL	Trust Liabilities					Grand Total	Remarks					
	PS	MOOE	FinEx	CO	TOTAL	Prior Year's Accounts Payable					Current Year's Accounts Payable						TOTAL	PS	MOOE	CO	TOTAL			PS	MOOE	FinEx	CO	TOTAL
	7	8	9	10	11	12	13	14	15	16	17	18	19	20	21		22	23	24	25	26			27	28	29		
CASH DISBURSEMENTS	8,762,170.21	3,659,594.57	0.00	0.00	12,421,734.78	0.00	6,300.00	0.00	140,360.00	146,660.00	0.00	0.00	0.00	0.00	0.00	146,660.00	12,568,394.78	0.00	0.00	0.00	0.00	8,762,170.21	3,659,594.57	0.00	140,360.00	12,568,394.78		
Notice of Cash Allocation (NCA)	8,762,170.21	3,659,594.57	0.00	0.00	12,421,734.78	0.00	6,300.00	0.00	140,360.00	146,660.00	0.00	0.00	0.00	0.00	0.00	146,660.00	12,568,394.78	0.00	0.00	0.00	0.00	8,762,170.21	3,659,594.57	0.00	140,360.00	12,568,394.78		
MDS Checks Issued	8,762,170.21	3,659,594.57	0.00	0.00	12,421,734.78	0.00	6,300.00	0.00	140,360.00	146,660.00	0.00	0.00	0.00	0.00	0.00	146,660.00	12,568,394.78	0.00	0.00	0.00	0.00	8,762,170.21	3,659,594.57	0.00	140,360.00	12,568,394.78		
Advice to Debit Account	0.00	0.00	0.00	0.00	0.00	0.00	0.00	0.00	0.00	0.00	0.00	0.00	0.00	0.00	0.00	0.00	0.00	0.00	0.00	0.00	0.00	0.00	0.00	0.00	0.00	0.00	0.00	
Notice of Transfer Allocations (NTA)	0.00	0.00	0.00	0.00	0.00	0.00	0.00	0.00	0.00	0.00	0.00	0.00	0.00	0.00	0.00	0.00	0.00	0.00	0.00	0.00	0.00	0.00	0.00	0.00	0.00	0.00	0.00	
MDS Checks Issued	0.00	0.00	0.00	0.00	0.00	0.00	0.00	0.00	0.00	0.00	0.00	0.00	0.00	0.00	0.00	0.00	0.00	0.00	0.00	0.00	0.00	0.00	0.00	0.00	0.00	0.00	0.00	
Advice to Debit Account	0.00	0.00	0.00	0.00	0.00	0.00	0.00	0.00	0.00	0.00	0.00	0.00	0.00	0.00	0.00	0.00	0.00	0.00	0.00	0.00	0.00	0.00	0.00	0.00	0.00	0.00	0.00	
Working Fund for FAPs	0.00	0.00	0.00	0.00	0.00	0.00	0.00	0.00	0.00	0.00	0.00	0.00	0.00	0.00	0.00	0.00	0.00	0.00	0.00	0.00	0.00	0.00	0.00	0.00	0.00	0.00	0.00	
Cash Disbursement Ceiling (CDC)	0.00	0.00	0.00	0.00	0.00	0.00	0.00	0.00	0.00	0.00	0.00	0.00	0.00	0.00	0.00	0.00	0.00	0.00	0.00	0.00	0.00	0.00	0.00	0.00	0.00	0.00	0.00	
TOTAL CASH DISBURSEMENTS	8,762,170.21	3,659,594.57	0.00	0.00	12,421,734.78	0.00	6,300.00	0.00	140,360.00	146,660.00	0.00	0.00	0.00	0.00	0.00	146,660.00	12,568,394.78	0.00	0.00	0.00	0.00	8,762,170.21	3,659,594.57	0.00	140,360.00	12,568,394.78		
NON-CASH DISBURSEMENTS	1,010,678.99	95,062.87	0.00	0.00	1,105,741.86	0.00	300.00	0.00	0.00	300.00	0.00	0.00	0.00	0.00	0.00	300.00	1,106,041.86	0.00	0.00	0.00	0.00	1,010,678.99	95,362.87	0.00	0.00	1,106,041.86		
Tax Remittance Advances Issued (TRA)	1,010,678.99	95,062.87	0.00	0.00	1,105,741.86	0.00	300.00	0.00	0.00	300.00	0.00	0.00	0.00	0.00	0.00	300.00	1,106,041.86	0.00	0.00	0.00	0.00	1,010,678.99	95,362.87	0.00	0.00	1,106,041.86		
Non-Cash Awarding Authority (NCAA)	0.00	0.00	0.00	0.00	0.00	0.00	0.00	0.00	0.00	0.00	0.00	0.00	0.00	0.00	0.00	0.00	0.00	0.00	0.00	0.00	0.00	0.00	0.00	0.00	0.00	0.00	0.00	
Disbursement effected through outright deductions from claims (cesses/agency)	0.00	0.00	0.00	0.00	0.00	0.00	0.00	0.00	0.00	0.00	0.00	0.00	0.00	0.00	0.00	0.00	0.00	0.00	0.00	0.00	0.00	0.00	0.00	0.00	0.00	0.00	0.00	
Overpayment of expenses (e.g. personal benefits)	0.00	0.00	0.00	0.00	0.00	0.00	0.00	0.00	0.00	0.00	0.00	0.00	0.00	0.00	0.00	0.00	0.00	0.00	0.00	0.00	0.00	0.00	0.00	0.00	0.00	0.00	0.00	
Restitution for loss of government property	0.00	0.00	0.00	0.00	0.00	0.00	0.00	0.00	0.00	0.00	0.00	0.00	0.00	0.00	0.00	0.00	0.00	0.00	0.00	0.00	0.00	0.00	0.00	0.00	0.00	0.00	0.00	
Liquidated damages and similar claims	0.00	0.00	0.00	0.00	0.00	0.00	0.00	0.00	0.00	0.00	0.00	0.00	0.00	0.00	0.00	0.00	0.00	0.00	0.00	0.00	0.00	0.00	0.00	0.00	0.00	0.00	0.00	
Others (e.g. TEF, BTR, Documentary Stamp, etc.)	0.00	0.00	0.00	0.00	0.00	0.00	0.00	0.00	0.00	0.00	0.00	0.00	0.00	0.00	0.00	0.00	0.00	0.00	0.00	0.00	0.00	0.00	0.00	0.00	0.00	0.00	0.00	
TOTAL NON-CASH DISBURSEMENTS	1,010,678.99	95,062.87	0.00	0.00	1,105,741.86	0.00	300.00	0.00	0.00	300.00	0.00	0.00	0.00	0.00	0.00	300.00	1,106,041.86	0.00	0.00	0.00	0.00	1,010,678.99	95,362.87	0.00	0.00	1,106,041.86		
GRAND TOTAL	9,772,849.20	3,754,657.44	0.00	0.00	13,527,476.64	0.00	6,600.00	0.00	140,360.00	146,960.00	0.00	0.00	0.00	0.00	0.00	146,960.00	13,674,436.64	0.00	0.00	0.00	0.00	9,772,849.20	3,754,657.44	0.00	140,360.00	13,674,436.64		

SUMMARY



Particulars	Previous Report	This Month	As at Date
(1)	(2)	(3)	(4)
Total Disbursement Authorities Received	0.00	0.00	0.00
NCA	162,448,778.00	35,722,000.00	218,168,778.00
NTA	0.00	0.00	0.00
Working Fund	0.00	0.00	0.00
TRA	12,476,620.98	1,106,041.86	13,582,662.84
CDC	0.00	0.00	0.00
NCAA	0.00	0.00	0.00
Less: Notice of Transfer of Allocations (NTA)* issued	0.00	0.00	0.00
Total Disbursement Authorities Available	194,923,398.98	36,828,041.86	231,751,440.84
Less:	0.00	0.00	0.00
Lapsed NCA	92,027.04	29,454,536.40	29,546,563.44
Disbursements:	165,378,835.54	13,674,436.64	179,051,272.18
Less: Other Non-Cash Disbursements	0.00	0.00	0.00
Disbursements effected through outright deductions from claims	0.00	0.00	0.00
Overpayment of expenses (e.g. personal benefits)	0.00	0.00	0.00
Restitution for loss of government property	0.00	0.00	0.00
Liquidated damages and similar claims	0.00	0.00	0.00
Others (e.g. TEF, BTR, Docs Stamp, etc.)	0.00	0.00	0.00
Adj/less: Adjustments (e.g. cancelled/issued checks):	0.00	0.00	0.00
Balance of Disbursement Authorities as at date	29,454,536.40	(6,300,931.16)	23,153,605.22
Total Disbursements Program	194,631,371.94	77,373,505.46	272,204,877.40
Less: *Actual Disbursements	165,378,835.54	13,674,436.64	179,051,272.18
(Over)/Under spending	29,454,536.40	(6,300,931.16)	23,153,605.22

Notes: * The use of NTA is discouraged
Notes: ** Amounts should tally with the grand total disbursement (column 27).

Certified Correct:
[Signature]
VARDELEON RIZZA MELGAS
Date: 04-Nov-2019

Recommending Approval:
[Signature]
HERRERA MIGUEL CORBANTES
Date: 04-Nov-2019

Approved By:
[Signature]
AGGANGA ROMULO TAMAYAO
Date: 04-Nov-2019



MONTHLY REPORT OF DISBURSEMENTS
For the month of September 2019

Department: Department of Science and Technology (DOST)
Agency: Forest Products Research and Development Institute
Operating Unit: < not applicable >
Organization Code: 19 004 0000000
Fund Cluster: 01 Regular Agency Fund

Current Year Appropriations
Supplemental Appropriations
Continuing Appropriations

Particulars	Current Year Budget					Prior Year's Budget											Trust Liabilities					Grand Total					Remarks	
	PS	MOOE	FinEx	CO	TOTAL	Prior Year's Accounts Payable					Current Year's Accounts Payable					TOTAL	SUB-TOTAL	PS	MOOE	CO	TOTAL	PS	MOOE	FinEx	CO	TOTAL		
						PS	MOOE	FinEx	CO	Sub-Total	PS	MOOE	FinEx	CO	Sub-Total													PS
CASH DISBURSEMENTS	10,206,098.17	3,387,188.34	0.00	9,399,799.82	22,993,086.33	0.00	0.00	0.00	0.00	0.00	0.00	0.00	0.00	0.00	0.00	0.00	22,993,086.33	0.00	0.00	0.00	0.00	10,206,098.17	3,387,188.34	0.00	9,399,799.82	22,993,086.33		
Notice of Cash Allocation (NCA)	10,206,098.17	3,387,188.34	0.00	9,399,799.82	22,993,086.33	0.00	0.00	0.00	0.00	0.00	0.00	0.00	0.00	0.00	0.00	0.00	22,993,086.33	0.00	0.00	0.00	0.00	10,206,098.17	3,387,188.34	0.00	9,399,799.82	22,993,086.33		
MDS Checks Issued	10,206,098.17	3,387,188.34	0.00	9,399,799.82	22,993,086.33	0.00	0.00	0.00	0.00	0.00	0.00	0.00	0.00	0.00	0.00	0.00	22,993,086.33	0.00	0.00	0.00	0.00	10,206,098.17	3,387,188.34	0.00	9,399,799.82	22,993,086.33		
Advice to Debt Account	0.00	0.00	0.00	0.00	0.00	0.00	0.00	0.00	0.00	0.00	0.00	0.00	0.00	0.00	0.00	0.00	0.00	0.00	0.00	0.00	0.00	0.00	0.00	0.00	0.00	0.00	0.00	
Notice of Transfer Allocations (NTA)	0.00	0.00	0.00	0.00	0.00	0.00	0.00	0.00	0.00	0.00	0.00	0.00	0.00	0.00	0.00	0.00	0.00	0.00	0.00	0.00	0.00	0.00	0.00	0.00	0.00	0.00	0.00	
MDS Checks Issued	0.00	0.00	0.00	0.00	0.00	0.00	0.00	0.00	0.00	0.00	0.00	0.00	0.00	0.00	0.00	0.00	0.00	0.00	0.00	0.00	0.00	0.00	0.00	0.00	0.00	0.00	0.00	
Advice to Debt Account	0.00	0.00	0.00	0.00	0.00	0.00	0.00	0.00	0.00	0.00	0.00	0.00	0.00	0.00	0.00	0.00	0.00	0.00	0.00	0.00	0.00	0.00	0.00	0.00	0.00	0.00	0.00	
Working Fund for FAPs	0.00	0.00	0.00	0.00	0.00	0.00	0.00	0.00	0.00	0.00	0.00	0.00	0.00	0.00	0.00	0.00	0.00	0.00	0.00	0.00	0.00	0.00	0.00	0.00	0.00	0.00	0.00	
Cash Disbursement Ceiling (CDC)	0.00	0.00	0.00	0.00	0.00	0.00	0.00	0.00	0.00	0.00	0.00	0.00	0.00	0.00	0.00	0.00	0.00	0.00	0.00	0.00	0.00	0.00	0.00	0.00	0.00	0.00	0.00	
TOTAL CASH DISBURSEMENTS	10,206,098.17	3,387,188.34	0.00	9,399,799.82	22,993,086.33	0.00	0.00	0.00	0.00	0.00	0.00	0.00	0.00	0.00	0.00	0.00	22,993,086.33	0.00	0.00	0.00	0.00	10,206,098.17	3,387,188.34	0.00	9,399,799.82	22,993,086.33		
NON-CASH DISBURSEMENTS	1,001,574.32	71,757.46	0.00	1,502,162.58	2,575,494.37	0.00	0.00	0.00	0.00	0.00	0.00	0.00	0.00	0.00	0.00	0.00	2,575,494.37	0.00	0.00	0.00	0.00	1,001,574.32	71,757.46	0.00	1,502,162.58	2,575,494.37		
Tax Remittance Advances Issued (TRA)	1,001,574.32	71,757.46	0.00	1,502,162.58	2,575,494.37	0.00	0.00	0.00	0.00	0.00	0.00	0.00	0.00	0.00	0.00	0.00	2,575,494.37	0.00	0.00	0.00	0.00	1,001,574.32	71,757.46	0.00	1,502,162.58	2,575,494.37		
Non-Cash Availment Authority (NCAA)	0.00	0.00	0.00	0.00	0.00	0.00	0.00	0.00	0.00	0.00	0.00	0.00	0.00	0.00	0.00	0.00	0.00	0.00	0.00	0.00	0.00	0.00	0.00	0.00	0.00	0.00	0.00	
Disbursements affected through outright deductions from claims (please specify...)	0.00	0.00	0.00	0.00	0.00	0.00	0.00	0.00	0.00	0.00	0.00	0.00	0.00	0.00	0.00	0.00	0.00	0.00	0.00	0.00	0.00	0.00	0.00	0.00	0.00	0.00	0.00	
Overpayment of expenses (e.g. personnel benefits)	0.00	0.00	0.00	0.00	0.00	0.00	0.00	0.00	0.00	0.00	0.00	0.00	0.00	0.00	0.00	0.00	0.00	0.00	0.00	0.00	0.00	0.00	0.00	0.00	0.00	0.00	0.00	
Restitution for loss of government property	0.00	0.00	0.00	0.00	0.00	0.00	0.00	0.00	0.00	0.00	0.00	0.00	0.00	0.00	0.00	0.00	0.00	0.00	0.00	0.00	0.00	0.00	0.00	0.00	0.00	0.00	0.00	
Liquidated damages and similar claims	0.00	0.00	0.00	0.00	0.00	0.00	0.00	0.00	0.00	0.00	0.00	0.00	0.00	0.00	0.00	0.00	0.00	0.00	0.00	0.00	0.00	0.00	0.00	0.00	0.00	0.00	0.00	
Others (TEF, BTR, Documentary Stamp, etc.)	0.00	0.00	0.00	0.00	0.00	0.00	0.00	0.00	0.00	0.00	0.00	0.00	0.00	0.00	0.00	0.00	0.00	0.00	0.00	0.00	0.00	0.00	0.00	0.00	0.00	0.00	0.00	
TOTAL NON-CASH DISBURSEMENTS	1,001,574.32	71,757.46	0.00	1,502,162.58	2,575,494.37	0.00	0.00	0.00	0.00	0.00	0.00	0.00	0.00	0.00	0.00	0.00	2,575,494.37	0.00	0.00	0.00	0.00	1,001,574.32	71,757.46	0.00	1,502,162.58	2,575,494.37		
GRAND TOTAL	11,207,672.49	3,458,945.80	0.00	10,901,962.41	25,568,580.70	0.00	0.00	0.00	0.00	0.00	0.00	0.00	0.00	0.00	0.00	0.00	25,568,580.70	0.00	0.00	0.00	0.00	11,207,672.49	3,458,945.80	0.00	10,901,962.41	25,568,580.70		

SUMMARY

Particulars	Previous Report	This Month	As at Date
(1)	(2)	(3)	(4)
Total Disbursement Authorities (Issued)	0.00	0.00	0.00
NCA	162,062,521.00	10,064,257.00	162,446,778.00
NTA	0.00	0.00	0.00
Working Fund	0.00	0.00	0.00
TRA	9,901,120.81	2,575,494.37	12,476,620.98
CDC	0.00	0.00	0.00
NCAA	0.00	0.00	0.00
Less: Notice of Transfer of Allocations (NTA) issued	0.00	0.00	0.00
Total Disbursement Authorities Available	172,483,647.81	22,439,751.37	194,923,398.98
Less:	0.00	0.00	0.00
Lapsed NCA	92,027.04	0.00	92,027.04
Disbursements	139,908,254.84	25,568,580.70	165,376,835.54
Less: Other Non-Cash Disbursements	0.00	0.00	0.00
Disbursements affected through outright deductions from claims	0.00	0.00	0.00
Overpayment of expenses (e.g. personnel benefits)	0.00	0.00	0.00
Restitution for loss of government property	0.00	0.00	0.00
Liquidated damages and similar claims	0.00	0.00	0.00
Others (e.g. TEF, BTR, Docs Stamp, etc.)	0.00	0.00	0.00
Additional Adjustments (e.g. cancelled/invalid checks)	0.00	0.00	0.00
Balance of Disbursement Authorities as at date	32,583,395.73	(3,128,829.33)	29,454,566.40
Total Disbursements Program	172,391,620.57	22,439,751.37	194,831,371.94
Less: Actual Disbursements	139,908,254.84	25,568,580.70	165,376,835.54
(Over)/Under spending	32,583,395.73	(3,128,829.33)	29,454,566.40

Notes: * The use of NTA is discouraged
Notes: ** Amounts should tally with the grand total disbursement (column 27).

Certified Correct

VARDELON RIZZA WELGAS

Date: 01-Oct-2019

Recommending Approval

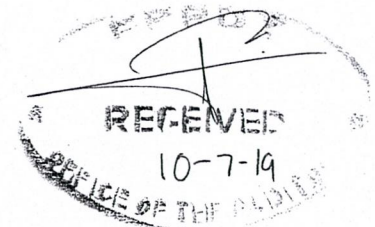
HERRERA MIGUEL CORBANTES

Date: 01-Oct-2019

Approved By:

AGGANGAN ROMULO TAMAYAO

Date: 01-Oct-2019



MONTHLY REPORT OF DISBURSEMENTS
For the month of August 2019

Department: Department of Science and Technology (DOST)
Agency: Forest Products Research and Development Institute
Operating Unit: < not applicable >
Organization Code: 19 004 0000000
Fund Cluster: 01 Regular Agency Fund

Current Year Appropriations
Supplemental Appropriations
Continuing Appropriations

Particulars	Current Year Budget					Prior Year's Budget										SUB-TOTAL	Trust Liabilities				Grand Total					Remarks		
	PS	MOOE	FinEx	CO	TOTAL	Prior Year's Accounts Payable					Current Year's Accounts Payable						TOTAL	PS	MOOE	CO	TOTAL	PS	MOOE	FinEx	CO		TOTAL	
						PS	MOOE	FinEx	CO	Sub-Total	PS	MOOE	FinEx	CO	Sub-Total													PS
1	2	3	4	5	6=(2+3+4+5)	7	8	9	10	11=(7+8+9+10)	12	13	14	15	16=(12+13+14+15)	17=(11+16)	18=(6+17)	19	20	21	22=(19+20+21)	23	24	25	26	27=(23+24+25+26)	28	
CASH DISBURSEMENTS	9,083,701.50	3,624,056.19	0.00	3,435,383.32	16,123,141.01	0.00	58,199.98	0.00	1,419,842.85	1,477,842.81	0.00	0.00	0.00	0.00	0.00	1,477,842.81	17,600,983.82	0.00	0.00	0.00	0.00	9,083,701.50	3,682,256.15	0.00	4,855,026.17	17,600,983.82		
Notice of Cash Allocation (NCA)	9,083,701.50	3,624,056.19	0.00	3,435,383.32	16,123,141.01	0.00	58,199.98	0.00	1,419,842.85	1,477,842.81	0.00	0.00	0.00	0.00	0.00	1,477,842.81	17,600,983.82	0.00	0.00	0.00	0.00	9,083,701.50	3,682,256.15	0.00	4,855,026.17	17,600,983.82		
MDS Checks Issued	9,083,701.50	3,624,056.19	0.00	3,435,383.32	16,123,141.01	0.00	58,199.98	0.00	1,419,842.85	1,477,842.81	0.00	0.00	0.00	0.00	0.00	1,477,842.81	17,600,983.82	0.00	0.00	0.00	0.00	9,083,701.50	3,682,256.15	0.00	4,855,026.17	17,600,983.82		
Advice to Debit Account	0.00	0.00	0.00	0.00	0.00	0.00	0.00	0.00	0.00	0.00	0.00	0.00	0.00	0.00	0.00	0.00	0.00	0.00	0.00	0.00	0.00	0.00	0.00	0.00	0.00	0.00	0.00	
Notice of Transfer Allocations (NTA)	0.00	0.00	0.00	0.00	0.00	0.00	0.00	0.00	0.00	0.00	0.00	0.00	0.00	0.00	0.00	0.00	0.00	0.00	0.00	0.00	0.00	0.00	0.00	0.00	0.00	0.00	0.00	
MDS Checks issued	0.00	0.00	0.00	0.00	0.00	0.00	0.00	0.00	0.00	0.00	0.00	0.00	0.00	0.00	0.00	0.00	0.00	0.00	0.00	0.00	0.00	0.00	0.00	0.00	0.00	0.00	0.00	
Advice to Debit Account	0.00	0.00	0.00	0.00	0.00	0.00	0.00	0.00	0.00	0.00	0.00	0.00	0.00	0.00	0.00	0.00	0.00	0.00	0.00	0.00	0.00	0.00	0.00	0.00	0.00	0.00	0.00	
Working Fund for FAPs	0.00	0.00	0.00	0.00	0.00	0.00	0.00	0.00	0.00	0.00	0.00	0.00	0.00	0.00	0.00	0.00	0.00	0.00	0.00	0.00	0.00	0.00	0.00	0.00	0.00	0.00	0.00	
Cash Disbursement Ceiling (CDC)	0.00	0.00	0.00	0.00	0.00	0.00	0.00	0.00	0.00	0.00	0.00	0.00	0.00	0.00	0.00	0.00	0.00	0.00	0.00	0.00	0.00	0.00	0.00	0.00	0.00	0.00	0.00	
TOTAL CASH DISBURSEMENTS	9,083,701.50	3,624,056.19	0.00	3,435,383.32	16,123,141.01	0.00	58,199.98	0.00	1,419,842.85	1,477,842.81	0.00	0.00	0.00	0.00	0.00	1,477,842.81	17,600,983.82	0.00	0.00	0.00	0.00	9,083,701.50	3,682,256.15	0.00	4,855,026.17	17,600,983.82		
NON-CASH DISBURSEMENTS	1,005,071.44	87,928.94	0.00	305,637.38	1,378,635.76	0.00	155.44	0.00	80,357.15	80,512.59	0.00	0.00	0.00	0.00	0.00	80,512.59	1,459,148.35	0.00	0.00	0.00	0.00	1,005,071.44	88,082.38	0.00	385,994.53	1,459,148.35		
Tax Remittance Advices Issued (TRA)	1,005,071.44	87,928.94	0.00	305,637.38	1,378,635.76	0.00	155.44	0.00	80,357.15	80,512.59	0.00	0.00	0.00	0.00	0.00	80,512.59	1,459,148.35	0.00	0.00	0.00	0.00	1,005,071.44	88,082.38	0.00	385,994.53	1,459,148.35		
Non-Cash Availment Authority (NCAA)	0.00	0.00	0.00	0.00	0.00	0.00	0.00	0.00	0.00	0.00	0.00	0.00	0.00	0.00	0.00	0.00	0.00	0.00	0.00	0.00	0.00	0.00	0.00	0.00	0.00	0.00	0.00	
Disbursements effected through outright deductions from claims (please specify...)	0.00	0.00	0.00	0.00	0.00	0.00	0.00	0.00	0.00	0.00	0.00	0.00	0.00	0.00	0.00	0.00	0.00	0.00	0.00	0.00	0.00	0.00	0.00	0.00	0.00	0.00	0.00	
Overpayment of expenses (e.g. personnel benefits)	0.00	0.00	0.00	0.00	0.00	0.00	0.00	0.00	0.00	0.00	0.00	0.00	0.00	0.00	0.00	0.00	0.00	0.00	0.00	0.00	0.00	0.00	0.00	0.00	0.00	0.00	0.00	
Restitution for loss of government property	0.00	0.00	0.00	0.00	0.00	0.00	0.00	0.00	0.00	0.00	0.00	0.00	0.00	0.00	0.00	0.00	0.00	0.00	0.00	0.00	0.00	0.00	0.00	0.00	0.00	0.00	0.00	
Liquidated damages and similar claims	0.00	0.00	0.00	0.00	0.00	0.00	0.00	0.00	0.00	0.00	0.00	0.00	0.00	0.00	0.00	0.00	0.00	0.00	0.00	0.00	0.00	0.00	0.00	0.00	0.00	0.00	0.00	
Others (TEF, BTr, Documentary Stamp Tax, etc.)	0.00	0.00	0.00	0.00	0.00	0.00	0.00	0.00	0.00	0.00	0.00	0.00	0.00	0.00	0.00	0.00	0.00	0.00	0.00	0.00	0.00	0.00	0.00	0.00	0.00	0.00	0.00	
TOTAL NON-CASH DISBURSEMENTS	1,005,071.44	87,928.94	0.00	305,637.38	1,378,635.76	0.00	155.44	0.00	80,357.15	80,512.59	0.00	0.00	0.00	0.00	0.00	80,512.59	1,459,148.35	0.00	0.00	0.00	0.00	1,005,071.44	88,082.38	0.00	385,994.53	1,459,148.35		
GRAND TOTAL	10,088,772.94	3,691,883.13	0.00	3,741,020.70	17,501,776.77	0.00	58,355.40	0.00	1,500,000.00	1,558,355.40	0.00	0.00	0.00	0.00	0.00	1,558,355.40	19,060,132.17	0.00	0.00	0.00	0.00	10,088,772.94	3,750,338.53	0.00	5,241,020.70	19,060,132.17		

SUMMARY

Particulars (1)	Previous Report (2)	This Month (3)	As at Date (4)
Total Disbursement Authorities Received	0.00	0.00	0.00
NCA	135,906,284.00	28,676,257.00	162,582,521.00
NTA	0.00	0.00	0.00
Working Fund	0.00	0.00	0.00
TRA	8,441,978.28	1,458,148.35	9,900,126.61
CDC	0.00	0.00	0.00
NCAA	0.00	0.00	0.00
Less: Notice of Transfer of Allocations (NTA)* issued	0.00	0.00	0.00
Total Disbursement Authorities Available	144,348,242.28	28,135,405.35	172,483,647.61
Less:	0.00	0.00	0.00
Lapsed NCA	92,027.04	0.00	92,027.04
Disbursements	120,748,122.67	19,060,132.17	139,808,254.84
Less: Other Non-Cash Disbursements	0.00	0.00	0.00
Disbursements effected through outright deductions from claims	0.00	0.00	0.00
Overpayment of expenses (e.g. personnel benefits)	0.00	0.00	0.00
Restitution for loss of government property	0.00	0.00	0.00
Liquidated damages and similar claims	0.00	0.00	0.00
Others (e.g. TEF, BTr, Docs Stamp, etc.)	0.00	0.00	0.00
Add/Less: Adjustments (e.g. cancelled/staled checks)	0.00	0.00	0.00
Balance of Disbursement Authorities as at date	23,508,092.55	9,075,273.18	32,583,365.73
Total Disbursements Program	144,256,215.22	28,135,405.35	172,391,620.57
Less: *Actual Disbursements	120,748,122.67	19,060,132.17	139,808,254.84
(Over)/Under spending	23,508,092.55	9,075,273.18	32,583,365.73

Notes: * The use of NTA is discouraged
Notes: ** Amounts should tally with the grand total disbursement (column 27).

Certified Correct
HP
VARLETON RIZAN WELGAS

Date: 03-Sep-2019

Recommending Approval:
Herrera
HERRERA MIGUEL CORBANTES

Date: 03-Sep-2019

Government Accountancy Office
Office of the Director

RECEIVED
By: *Princes*
Date: *SEP 03 2019*

Approved By:
Aggangan
AGGANGAN BOMILAO MAYAYO

Date: 03-Sep-2019

RECEIVED
Aggangan
9-6-19

MONTHLY REPORT OF DISBURSEMENTS
For the month of July 2019

Department: Department of Science and Technology (DOST)
Agency: Forest Products Research and Development Institute
Operating Unit: < not applicable >
Organization Code: 19 004 0000000
Fund Cluster: 01 Regular Agency Fund

Particulars	Current Year Budget					Prior Year's Budget										SUB-TOTAL	Trust Liabilities				Grand Total					Remarks		
	PS	MOOE	FinEx	CO	TOTAL	Prior Year's Accounts Payable					Current Year's Accounts Payable						TOTAL	PS	MOOE	CO	TOTAL	PS	MOOE	FinEx	CO		TOTAL	
						PS	MOOE	FinEx	CO	Sub-Total	PS	MOOE	FinEx	CO	Sub-Total													PS
1	2	3	4	5	6(2+3+4+5)	7	8	9	10	11(7+8+9+10)	12	13	14	15	16(12+13+14+15)	17(11+16)	18(8+17)	19	20	21	22(19+20+21)	23	24	25	26	27(23+24+25+26)	28	
CASH DISBURSEMENTS	9,120,121.82	2,175,708.83	0.00	0.00	11,295,831.45	0.00	55,772.00	0.00	0.00	55,772.00	0.00	0.00	0.00	0.00	55,772.00	11,351,603.45	0.00	0.00	0.00	0.00	9,120,121.82	2,231,481.63	0.00	0.00	0.00	11,351,603.45		
Notice of Cash Allocation (NCA)	9,120,121.82	2,175,708.83	0.00	0.00	11,295,831.45	0.00	55,772.00	0.00	0.00	55,772.00	0.00	0.00	0.00	0.00	55,772.00	11,351,603.45	0.00	0.00	0.00	0.00	9,120,121.82	2,231,481.63	0.00	0.00	0.00	11,351,603.45		
MDS Checks Issued	9,120,121.82	2,175,708.83	0.00	0.00	11,295,831.45	0.00	55,772.00	0.00	0.00	55,772.00	0.00	0.00	0.00	0.00	55,772.00	11,351,603.45	0.00	0.00	0.00	0.00	9,120,121.82	2,231,481.63	0.00	0.00	0.00	11,351,603.45		
Advice to Debit Account	0.00	0.00	0.00	0.00	0.00	0.00	0.00	0.00	0.00	0.00	0.00	0.00	0.00	0.00	0.00	0.00	0.00	0.00	0.00	0.00	0.00	0.00	0.00	0.00	0.00	0.00	0.00	
Notice of Transfer Allocations (NTA)	0.00	0.00	0.00	0.00	0.00	0.00	0.00	0.00	0.00	0.00	0.00	0.00	0.00	0.00	0.00	0.00	0.00	0.00	0.00	0.00	0.00	0.00	0.00	0.00	0.00	0.00	0.00	
MDS Checks Issued	0.00	0.00	0.00	0.00	0.00	0.00	0.00	0.00	0.00	0.00	0.00	0.00	0.00	0.00	0.00	0.00	0.00	0.00	0.00	0.00	0.00	0.00	0.00	0.00	0.00	0.00	0.00	
Advice to Debit Account	0.00	0.00	0.00	0.00	0.00	0.00	0.00	0.00	0.00	0.00	0.00	0.00	0.00	0.00	0.00	0.00	0.00	0.00	0.00	0.00	0.00	0.00	0.00	0.00	0.00	0.00	0.00	
Working Fund for FAPs	0.00	0.00	0.00	0.00	0.00	0.00	0.00	0.00	0.00	0.00	0.00	0.00	0.00	0.00	0.00	0.00	0.00	0.00	0.00	0.00	0.00	0.00	0.00	0.00	0.00	0.00	0.00	
Cash Disbursement Ceiling (CDC)	0.00	0.00	0.00	0.00	0.00	0.00	0.00	0.00	0.00	0.00	0.00	0.00	0.00	0.00	0.00	0.00	0.00	0.00	0.00	0.00	0.00	0.00	0.00	0.00	0.00	0.00	0.00	
TOTAL CASH DISBURSEMENTS	9,120,121.82	2,175,708.83	0.00	0.00	11,295,831.45	0.00	55,772.00	0.00	0.00	55,772.00	0.00	0.00	0.00	0.00	55,772.00	11,351,603.45	0.00	0.00	0.00	0.00	9,120,121.82	2,231,481.63	0.00	0.00	0.00	11,351,603.45		
NON-CASH DISBURSEMENTS	995,748.92	29,617.98	0.00	0.00	1,025,366.90	0.00	1,818.00	0.00	0.00	1,818.00	0.00	0.00	0.00	0.00	1,818.00	1,027,184.90	0.00	0.00	0.00	0.00	995,748.92	31,435.98	0.00	0.00	0.00	1,027,184.90		
Tax Remittance Advices Issued (TRA)	995,748.92	29,617.98	0.00	0.00	1,025,366.90	0.00	1,818.00	0.00	0.00	1,818.00	0.00	0.00	0.00	0.00	1,818.00	1,027,184.90	0.00	0.00	0.00	0.00	995,748.92	31,435.98	0.00	0.00	0.00	1,027,184.90		
Non-Cash Award Authority (NCAA)	0.00	0.00	0.00	0.00	0.00	0.00	0.00	0.00	0.00	0.00	0.00	0.00	0.00	0.00	0.00	0.00	0.00	0.00	0.00	0.00	0.00	0.00	0.00	0.00	0.00	0.00	0.00	
Disbursements effected through outright deductions from claims (please specify...)	0.00	0.00	0.00	0.00	0.00	0.00	0.00	0.00	0.00	0.00	0.00	0.00	0.00	0.00	0.00	0.00	0.00	0.00	0.00	0.00	0.00	0.00	0.00	0.00	0.00	0.00	0.00	
Overpayment of expenses (e.g. personnel benefits)	0.00	0.00	0.00	0.00	0.00	0.00	0.00	0.00	0.00	0.00	0.00	0.00	0.00	0.00	0.00	0.00	0.00	0.00	0.00	0.00	0.00	0.00	0.00	0.00	0.00	0.00	0.00	
Restitution for loss of government property	0.00	0.00	0.00	0.00	0.00	0.00	0.00	0.00	0.00	0.00	0.00	0.00	0.00	0.00	0.00	0.00	0.00	0.00	0.00	0.00	0.00	0.00	0.00	0.00	0.00	0.00	0.00	
Liquidated damages and similar claims	0.00	0.00	0.00	0.00	0.00	0.00	0.00	0.00	0.00	0.00	0.00	0.00	0.00	0.00	0.00	0.00	0.00	0.00	0.00	0.00	0.00	0.00	0.00	0.00	0.00	0.00	0.00	
Others (e.g. TEF, BTR, Documentary Stamp Tax, etc.)	0.00	0.00	0.00	0.00	0.00	0.00	0.00	0.00	0.00	0.00	0.00	0.00	0.00	0.00	0.00	0.00	0.00	0.00	0.00	0.00	0.00	0.00	0.00	0.00	0.00	0.00	0.00	
TOTAL NON-CASH DISBURSEMENTS	995,748.92	29,617.98	0.00	0.00	1,025,366.90	0.00	1,818.00	0.00	0.00	1,818.00	0.00	0.00	0.00	0.00	1,818.00	1,027,184.90	0.00	0.00	0.00	0.00	995,748.92	31,435.98	0.00	0.00	0.00	1,027,184.90		
GRAND TOTAL	10,115,870.74	2,205,326.81	0.00	0.00	12,321,198.35	0.00	57,590.00	0.00	0.00	57,590.00	0.00	0.00	0.00	0.00	57,590.00	12,378,788.35	0.00	0.00	0.00	0.00	10,115,870.74	2,262,917.61	0.00	0.00	0.00	12,378,788.35		

Particulars	Previous Report	This Month	As at Date
(1)	(2)	(3)	(4)
Total Disbursement Authorities Received	0.00	0.00	0.00
NCA	101,048,568.00	34,959,696.00	135,008,264.00
NTA	0.00	0.00	0.00
Working Fund	0.00	0.00	0.00
TRA	7,414,793.38	1,027,184.90	8,441,978.28
CDC	0.00	0.00	0.00
NCAA	0.00	0.00	0.00
Less: Notice of Transfer of Allocations (NTA) issued	0.00	0.00	0.00
Total Disbursement Authorities Available	108,461,361.38	35,986,880.90	144,348,242.28
Less:	0.00	0.00	0.00
Lapsed NCA	1,975.72	90,051.32	92,027.04
Disbursements	108,369,334.32	12,378,788.35	120,748,122.67
Less: Other Non-Cash Disbursements	0.00	0.00	0.00
Disbursements effected through outright deductions from claims	0.00	0.00	0.00
Overpayment of expenses (e.g. personnel benefits)	0.00	0.00	0.00
Restitution for loss of government property	0.00	0.00	0.00
Liquidated damages and similar claims	0.00	0.00	0.00
Others (e.g. TEF, BTR, Docs Stamp, etc.)	0.00	0.00	0.00
Add/Less: Adjustments (e.g. cancelled/staled checks)	0.00	0.00	0.00
Balance of Disbursement Authorities as at date	90,051.32	23,418,041.23	23,508,092.55
Total Disbursements Program	108,459,385.64	35,796,829.59	144,256,215.22
Less: Actual Disbursements	108,369,334.32	12,378,788.35	120,748,122.67
(Over)/Under spending	90,051.32	23,418,041.23	23,508,092.55

Notes: * The use of NTA is discouraged
Notes: ** Amounts should tally with the grand total disbursement (column 27).



Certified Correct:
[Signature]
RIZZO W. VARDELEON

Date 05-Aug-2019

Recommending Approval:
[Signature]
MIGUEL C. HERRERA

Date 05-Aug-2019

Approved By:
[Signature]
ROMULO AGGANGAN

Date 05-Aug-2019

MONTHLY REPORT OF DISBURSEMENTS
For the month of May, 2019

Department: Department of Science and Technology (DOST)										Agency: Forest Products Research and Development Institute										Operating Unit: N/A									
Organization Code (UACS): 190040000000										Fund Cluster: 01 - Regular Agency Fund										Report Status: SUBMITTED									
PARTICULARS	CURRENT YEAR BUDGET					PRIOR YEAR'S ACCOUNTS PAYABLE					CURRENT YEAR'S ACCOUNTS PAYABLE					SUB-TOTAL	TRUST LIABILITIES				GRAND TOTAL					REMARKS			
	PS	MOOE	Fin. Exp	CO	TOTAL	PS	MOOE	Fin. Exp	CO	Sub-Total	PS	MOOE	Fin. Exp	CO	Sub-Total		TOTAL	PS	MOOE	CO	TOTAL	PS	MOOE	Fin. Exp	CO		TOTAL		
1	2	3	4	5	6=(2+3+4+5)	7	8	9	10	11=(7+8+9+10)	12	13	14	15	16=(12+13+14+15)	17=(11+16)	18=(17+17)	19	20	21	22=(18+20+21)	23	24	25	26	27=(23+24+25+26)	28		
Notice of Cash Allocation (NCA)	15,029,826.92	2,781,947.34			17,811,774.26		349,922.34		2,855,499.59	3,205,421.93					3,205,421.93	21,017,196.19					15,029,826.92	3,131,869.68			2,855,499.59	21,017,196.19			
MDS Checks issued	15,029,826.92	2,781,947.34			17,811,774.26		349,922.34		2,855,499.59	3,205,421.93					3,205,421.93	21,017,196.19					15,029,826.92	3,131,869.68			2,855,499.59	21,017,196.19			
Advice to Debit Account																													
Notice of Transfer of Allocation (NTA)																													
MDS Checks issued																													
Advice to Debit Account																													
Working Fund (NCA issued to BTr)																													
Tax Remittance Advices Issued (TRA)	1,137,576.60	63,036.06			1,200,612.66		19,498.13		213,096.88	232,595.11					232,595.11	1,433,207.77					1,137,576.60	82,534.19			213,096.88	1,433,207.77			
Cash Disbursement Ceiling (CDC)																													
Non-Cash Availment Authority (NCAA)																													
Others (CDT, BTr Docs Stamp, etc.)																													

Summary

PARTICULARS	PREVIOUS REPORT	CURRENT MONTH	AS OF DATE
(1)	(2)	(3)	(4)
Total Disbursement Authorities Received			
NCA	58,302,396.00	21,306,000.00	80,208,396.00
Working Fund			
TRA	4,689,152.94	1,433,207.77	8,122,360.41
CDC			
NCAA			
Others (CDT, BTr Docs Stamp, etc.)			
Less: Notice of Transfer Allocations (NTA) Issued			
Total Disbursements Authorities Available	63,591,548.94	22,739,207.77	86,330,756.41
Less			
Lapsed NCA	1,975.72		1,975.72
Disbursements	63,589,573.22	22,450,403.96	86,036,758.25
Balance of Disbursements Authorities as of date	218.83	289,803.81	289,022.44
Total Disbursements Program	63,589,573.22	22,739,207.77	86,328,789.69
Less: Actual Disbursements	63,589,354.29	22,450,403.96	86,039,758.25
(Over)/Under spending-	218.83	289,803.81	289,022.44

Certified Correct:

Arif L. Vardeleon
Vardeleon, Arifza

Agency Chief Accountant


Date: 06/June/2019

Approved By:

Aggangan Romulo

Head of Agency or Authorized Representative

Date: 06/June/2019



MONTHLY REPORT OF DISBURSEMENTS
For the month of April, 2019

Department: Department of Science and Technology (DOS T)						Agency: Forest Products Research and Development Institute						Operating Unit: N/A														
Organization Code (UACS): 190040000000						Fund Cluster: 01 - Regular Agency Fund						Report Status: SUBMITTED														
PARTICULARS	CURRENT YEAR BUDGET					PRIOR YEAR'S ACCOUNTS PAYABLE					CURRENT YEAR'S ACCOUNTS PAYABLE					SUB-TOTAL	TRUST LIABILITIES				GRAND TOTAL					REMARKS
	PS	MOOE	Fin. Exp	CO	TOTAL	PS	MOOE	Fin. Exp	CO	Sub-Total	PS	MOOE	Fin. Exp	CO	Sub-Total		TOTAL	PS	MOOE	CO	TOTAL	PS	MOOE	Fin. Exp	CO	
1	2	3	4	5	6=(2+3+4+5)	7	8	9	10	11=(7+8+9+10)	12	13	14	15	16=(12+13+14+15)	17=(11+16)	18=(18+19)	20	21	22=(19+20+21)	23	24	25	26	27=(23+24+25+26)	28
Notice of Cash Allocation (NCA)	12,393,803.93	1,513,486.02			13,907,289.95		389,027.69		2,600,463.73	2,989,491.42					2,989,491.42	2,989,491.42	16,896,781.37				12,393,803.93	1,902,513.71		2,600,463.73	16,896,781.37	
MDS Checks Issued	12,393,803.93	1,513,486.02			13,907,289.95		389,027.69		2,600,463.73	2,989,491.42					2,989,491.42	2,989,491.42	16,896,781.37				12,393,803.93	1,902,513.71		2,600,463.73	16,896,781.37	
Advice to Debit Account																										
Notice of Transfer of Allocation (NTA)																										
MDS Checks Issued																										
Advice to Debit Account																										
Working Fund (NCA Issued to BTr)																										
Tax Remittance Advices Issued (TRA)	1,133,107.18	27,126.46			1,160,233.64		19,092.65		190,729.18	209,821.83					209,821.83	209,821.83	1,370,055.47				1,133,107.18	46,219.11		190,729.18	1,370,055.47	
Cash Disbursement Ceiling (CDC)																										
Non-Cash Availment Authority (NCAA)																										
Others (CDT, BTr Docs Stamp, etc.)																										

Summary

PARTICULARS	PREVIOUS REPORT	CURRENT MONTH	AS OF DATE
(1)	(2)	(3)	(4)
Total Disbursement Authorities Received			
NCA	42,005,396.00	16,897,000.00	58,902,396.00
Working Fund			
TRA	3,319,097.17	1,370,055.47	4,689,152.64
CDC			
NCAA			
Others (CDT, BTr Docs Stamp, etc.)			
Less: Notice of Transfer Allocations (NTA) issued			
Total Disbursements Authorities Available	45,324,493.17	18,267,055.47	63,591,548.64
Less:			
Lapsed NCA		1,975.72	1,975.72
Disbursements	45,322,517.45	18,266,836.84	63,589,354.29
Balance of Disbursements Authorities as of its date	1,975.72	(1,757.09)	218.63
Total Disbursements Program	45,324,493.17	18,265,079.75	63,589,572.92
Less: * Actual Disbursements	45,322,517.45	18,266,836.84	63,589,354.29
Over/Under spending-	1,975.72	(1,757.09)	218.63

Certified Correct:

Simeon Vardoleon, Rizza
Agency Chief Accountant

Date: 02/May/2019

Approved By:

Aggangan, Ramulo
Head of Agency or Authorized Representative
Date: 02/May/2019

BUDGET DIVISION
MAY 2019
3-28

MONTHLY REPORT OF DISBURSEMENTS
For the month of March, 2019

Department: Department of Science and Technology (DOST)						Agency: Forest Products Research and Development Institute						Operating Unit: N/A																
Organization Code (UACS): 190040000000						Fund Cluster: 01 - Regular Agency Fund						Report Status: SUBMITTED																
PARTICULARS	CURRENT YEAR BUDGET					PRIOR YEAR'S ACCOUNTS PAYABLE					CURRENT YEAR'S ACCOUNTS PAYABLE					SUB-TOTAL	TRUST LIABILITIES				GRAND TOTAL					REMARKS		
	PS	MOOE	Fin. Exp	CO	TOTAL	PS	MOOE	Fin. Exp	CO	Sub-Total	PS	MOOE	Fin. Exp	CO	Sub-Total		TOTAL	PS	MOOE	CO	TOTAL	PS	MOOE	Fin. Exp	CO		TOTAL	
1	2	3	4	5	6=(2+3+4+5)	7	8	9	10	11=(7+8+9+10)	12	13	14	15	16=(12+13+14+15)	17=(11+16)	18=(6+17)	19	20	21	22=(19+20+21)	23	24	25	26	27=(23+24+25+26)	28	
Notice of Cash Allocation (NCA)	9,980,106.38	2,195,883.66			12,175,990.04					1,735,222.18					54,830.16	1,790,052.34												
MDS Checks Issued	9,980,106.38	2,195,883.66			12,175,990.04					1,735,222.18					54,830.16	1,790,052.34												
Advice to Debit Account																												
Notice of Transfer of Allocation (NTA)																												
MDS Checks Issued																												
Advice to Debit Account																												
Working Fund (NCA issued to BTR)																												
Trc Remittance Advices Issued (TRA)	825,032.89	31,988.29			857,021.18					103,408.10					4,767.84	108,175.94												
Cash Disbursement Ceiling (CDC)																												
Non-Cash Availment Authority (NCAA)																												
Others (CDT, BTR Does Stamp, etc.)																												

Summary

PARTICULARS	PREVIOUS REPORT	CURRENT MONTH	AS OF DATE
(1)	(2)	(3)	(4)
Total Disbursement Authorities Received			
NCA	28,042,396.00	13,963,000.00	42,005,396.00
Working Fund			
TRA	2,353,900.05	965,197.12	3,319,097.17
CDC			
NCAA			
Others (CDT, BTR Does Stamp, etc.)			
Less: Notice of Transfer Allocations (NTA)* issued			
Total Disbursements Authorities Available	30,396,296.05	14,928,197.12	45,324,493.17
Less			
Lapsed NCA			
Disbursements	30,391,277.95	14,931,239.30	45,322,517.45
Balance of Disbursements Authorities as of to date	5,018.10	(3,042.38)	1,975.72
Total Disbursements Program	30,396,296.05	14,928,197.12	45,324,493.17
Less: * Actual Disbursements	30,391,277.95	14,931,239.30	45,322,517.45
(Over)/Under spending-	5,018.10	(3,042.38)	1,975.72

Certified Correct:

Aggangan, Romulo
Aggangan, Romulo

Agency Chief Accountant

Date: 01/Apr/2019

Approved By:

Aggangan, Romulo
Aggangan, Romulo

Head of Agency or Authorized Representative

Date: 01/Apr/2019

Received by: *Ross S. Arguelles*
04/03/2019

MONTHLY REPORT OF DISBURSEMENTS
For the month of February, 2019

Department: Department of Science and Technology (DOST)										Agency: Forest Products Research and Development Institute										Operating Unit: N/A											
Organization Code (UACS): 190040000000										Fund Cluster: 01 - Regular Agency Fund										Report Status: SUBMITTED											
PARTICULARS	CURRENT YEAR BUDGET					PRIOR YEAR'S ACCOUNTS PAYABLE					PRIOR YEAR'S BUDGET					CURRENT YEAR'S ACCOUNTS PAYABLE					SUB-TOTAL	TRUST LIABILITIES				GRAND TOTAL				REMARKS	
	PS	MOOF	Fin. Exp	CO	TOTAL	PS	MOOF	Fin. Exp	CO	Sub-Total	PS	MOOF	Fin. Exp	CO	Sub-Total	PS	MOOF	Fin. Exp	CO	TOTAL		PS	MOOF	CO	TOTAL	PS	MOOF	Fin. Exp	CO		TOTAL
	1	2	3	4	5	6=(2+3+4+5)	7	8	9	10	11=(7+8+9+10)	12	13	14	15	16=(12+13+14+15)	17=(11+16)	18=(6+17)	19	20		21	22=(19+20+21)	23	24	25	26	27=(23+24+25+26)	28		
Notice of Cash Allocation (NCA)	8,130,421.87	1,754,208.72			9,884,630.59	2,047,683.76			5,533,063.20	7,580,746.96					7,580,746.96	17,465,377.55									8,130,421.87	3,801,892.48		5,533,063.20	17,465,377.55		
MDS Checks Issued	8,130,421.87	1,754,208.72			9,884,630.59	2,047,683.76			5,533,063.20	7,580,746.96					7,580,746.96	17,465,377.55									8,130,421.87	3,801,892.48		5,533,063.20	17,465,377.55		
Advice to Debit Account																															
Notice of Transfer of Allocation (NTA)																															
MDS Checks Issued																															
Advice to Debit Account																															
Working Fund (NCA Issued to BTI)																															
Tax Remittance Advices Issued (TRA)	1,100,268.85	21,743.24			1,122,012.09	113,930.30			412,915.16	526,845.46					526,845.46	1,648,857.55									1,100,268.85	135,673.54		412,915.16	1,648,857.55		
Cash Disbursement Ceiling (CDC)																															
Non-Cash Availment Authority (NCAA)																															
Others (CDT, BTI Docx Stamp, etc.)																															

Summary

PARTICULARS	PREVIOUS REPORT	CURRENT MONTH	AS OF DATE
(1)	(2)	(3)	(4)
Total Disbursement Authorities Received			
NCA	13,937,396.00	14,105,000.00	28,042,396.00
Working Fund			
TRA	705,042.50	1,648,857.55	2,353,900.05
CDC			
NCAA			
Others (CDT, BTI Docx Stamp, etc.)			
Less: Notice of Transfer Allocations (NTA)* Issued			
Total Disbursements Authorities Available	14,642,438.50	15,753,857.55	30,396,296.05
Less:			
Lapsed NCA			
Disbursements	11,277,042.85	19,114,235.10	30,391,277.95
Balance of Disbursements Authorities as of date	3,365,395.65	(3,360,377.55)	5,018.10
Total Disbursements Program	14,642,438.50	15,753,857.55	30,396,296.05
Less: * Actual Disbursements	11,277,042.82	19,114,235.10	30,391,277.92
(Over/Under spending--)	3,365,395.68	(3,360,377.55)	5,018.13



Certified Correct:

hp Lynda
Vardeleon, Rizza

Agency Chief Accountant

Date: 04/Mar/2019

Approved By:

Aggangan, Romulo

Head of Agency or Authorized Representative

Date: 04/Mar/2019

MONTHLY REPORT OF DISBURSEMENTS
For the month of January, 2019

Department: Department of Science and Technology (DOST)					Agency: Forest Products Research and Development Institute										Operating Unit: N/A											
Organization Code (UACS): 19004000000					Fund Cluster: 01 - Regular Agency Fund										Report Status: SUBMITTED											
PARTICULARS	CURRENT YEAR BUDGET					PRIOR YEAR'S BUDGET										SUB-TOTAL	TRUST LIABILITIES				GRAND TOTAL					REMARKS
	PS	MOOE	Fin. Exp	CO	TOTAL	PRIOR YEAR'S ACCOUNTS PAYABLE					CURRENT YEAR'S ACCOUNTS PAYABLE						PS	MOOE	CO	TOTAL	PS	MOOE	Fin. Exp	CO	TOTAL	
						7	8	9	10	11=7+8+9+10	12	13	14	15	16=12+13+14+15											

Summary

PARTICULARS	PREVIOUS REPORT	CURRENT MONTH	AS OF DATE
(1)	(2)	(3)	(4)
Total Disbursement Authorities Received			
NCA		13,937,396.00	13,937,396.00
Working Fund			
TRA		705,042.50	705,042.50
CDC			
NCAA			
Others (CDT, BT, Docs Stamp, etc.)			
Less: Notice of Transfer Allocations (NTA)* issued			
Total Disbursements Authorities Available		14,642,438.50	14,642,438.50
Less:			
Lapsed NCA			
Disbursements		11,277,042.85	11,277,042.85
Balance of Disbursements Authorities as of to date		3,365,395.65	3,365,395.65
Total Disbursements Program		14,642,438.50	14,642,438.50
Less: * Actual Disbursements		11,277,042.85	11,277,042.85
(Over)/Under spending--		3,365,395.65	3,365,395.65



Certified Correct:

[Signature]
Vardoleon, Rizza
Agency Chief Accountant

Date: 08/Feb/2019

Approved By:

[Signature]
Aggangan, Romulo
Head of Agency or Authorized Representative
Date: 08/Feb/2019