

STATEMENT OF APPROVED BUDGET, UTILIZATIONS, DISBURSEMENTS AND BALANCES FOR TRUST RECEIPTS  
(for Implementing Agency use only)  
As of the Quarter Ending December 31, 2020

Department : DEPARTMENT OF SCIENCE AND TECHNOLOGY  
Agency/Entity : FOREST PRODUCTS RESEARCH AND DEVELOPMENT INSTITUTE  
Operating Unit : < not applicable >  
Organization Code (UACS) : 19 004 0000000  
Fund Cluster : 07 - Trust Receipts

x	Inter Agency Fund Transfer
	Grants and Donations (Less than 12 months)


Source Agencies and Projects	UACS CODE	Approved Budget			Utilizations					Disbursements					Balances		
		Approved Budgeted Revenue/ Receipts	Adjustments (Additions, Reductions, Modifications/ Augmentations)	Adjusted Budgeted Revenue	1st Quarter Ending March 31	2nd Quarter Ending June 30	3rd Quarter Ending Sept.30	4th Quarter Ending Dec. 31	Total	1st Quarter Ending March 31	2nd Quarter Ending June 30	3rd Quarter Ending Sept.30	4th Quarter Ending Dec. 31	Total	Unutilized Budget	Unpaid Utilizations (10) 19) = 17+18)	
																Due and Demandable	Not Yet Due and Demandable
1	2	3	4	5=[3+(-)4]	6	7	8	9	10=(6+7+8+9)	11	12	13	14	15=(11+12+13+14)	16=[5-10]	17	18
Department of Science and Technology																	
Forest Products Research and Development Institute																	
Evaluation of the Physical and Mechanical Properties of Economically Important Forest Woody Vines																	
PS		1,116,194.18	240,970.68	1,357,164.86	929,261.01	181,196.00	127,351.77	115,251.44	1,353,060.22	929,261.01	181,196.00	127,351.77	112,251.44	1,350,060.22	4,104.64	3,000.00	-
MOOE		2,167,409.60	(195,230.68)	1,972,178.92	1,628,136.75	68,900.00	42,900.00	161,550.00	1,901,486.75	1,628,136.75	68,900.00	42,900.00	138,550.00	1,878,486.75	70,692.17	23,000.00	-
CO		1,015,000.00	(45,740.00)	969,260.00	969,260.00	-	-	-	969,260.00	969,260.00	-	-	-	969,260.00	-	-	-
Gluing and Finishing Characteristics of Thermally Modified Bamboo																	
PS		1,099,761.75	272,172.31	1,371,934.06	952,929.12	137,896.00	15,139.20	77,331.71	1,183,296.03	952,929.12	123,096.00	15,139.20	92,131.71	1,183,296.03	188,638.03	-	-
MOOE		2,920,585.60	(189,919.02)	2,730,666.58	1,884,927.22	54,177.66	93,497.15	357,343.67	2,389,945.70	1,879,027.22	50,530.04	100,544.77	55,383.67	2,085,485.70	340,720.88	4,000.00	300,460.00
CO		970,000.00	(82,253.29)	887,746.71	787,746.71	-	67,000.00	-	854,746.71	787,746.71	-	-	-	787,746.71	33,000.00	-	67,000.00
DOST- PCAARRD National Agri-Aqua Technology Business Incubation Program Batch 2																	
PS		3,285,988.80	(457,891.80)	2,828,097.00	1,772,687.08	124,800.00	427,453.23	485,334.07	2,810,274.38	1,772,687.08	124,800.00	427,453.23	485,334.07	2,810,274.38	17,822.62	-	-
MOOE		2,376,555.78	283,138.55	2,659,694.33	2,062,350.12	70,364.83	-	134,300.00	2,267,014.95	938,720.29	13,544.00	1,152,250.66	17,550.00	2,122,064.95	392,679.38	-	144,950.00
CO		165,000.00	44,600.00	209,600.00	201,385.23	-	-	-	201,385.23	201,385.23	-	-	-	201,385.23	8,214.77	-	-
Anatomical, Physico-Mechanical and Veneering Properties of Young Aged Falcata and Yemane																	
PS		1,374,796.80	312,412.80	1,687,209.60	1,380,485.48	184,896.00	106,843.56	-	1,672,225.04	1,380,485.48	184,896.00	90,791.16	16,052.40	1,672,225.04	14,984.56	-	0.00
MOOE		3,424,199.20	(312,412.80)	3,111,786.40	2,700,696.78	118,071.49	247,599.52	-	3,066,367.79	2,697,896.78	86,541.49	40,415.07	177,664.45	3,002,517.79	45,418.61	-	63,850.00
CO		200,000.00		200,000.00	195,710.00	-	-	-	195,710.00	195,710.00	-	-	-	195,710.00	4,290.00	-	-
Resistance of James Hardies' Fiber Cement for Products to Philippine Termites																	
PS		277,200.00	17,600.00	294,800.00	192,697.60	17,600.00	12,357.64	59,000.00	281,655.24	192,697.60	17,600.00	12,357.64	-	222,655.24	13,144.76	59,000.00	-
MOOE		87,780.00	(17,600.00)	70,180.00	51,640.00	-	-	-	51,640.00	51,640.00	-	-	-	51,640.00	18,540.00	-	-
CO				-	-	-	-	-	-	-	-	-	-	-	-	-	-
Production and Property Testing of Bamboo Pellets for Biomass Energy																	
PS		203,816.88	6,000.00	209,816.88				89,449.92	89,449.92				89,449.92	89,449.92	120,366.96		-
MOOE		463,563.12	(6,000.00)	457,563.12				126,168.19	126,168.19				99,017.69	99,017.69	331,394.93	27,150.00	0.50
CO				-				-	-				-	-	-		-
GRAND TOTAL	PS	7,357,758.41		7,357,758.41	5,228,060.29	646,388.00	689,145.40	826,367.14	7,389,960.83	5,228,060.29	631,588.00	673,093.00	795,219.54	7,327,960.83	359,061.57	62,000.00	0.00
	MOOE	11,440,093.30		11,440,093.30	8,327,750.87	311,513.98	383,996.67	779,361.86	9,802,623.38	7,195,421.04	219,515.53	1,336,110.50	488,165.81	9,239,212.88	1,199,445.97	54,150.00	509,260.50
	CO	2,350,000.00		2,350,000.00	2,154,101.94	-	67,000.00	-	2,221,101.94	2,154,101.94	-	-	-	2,154,101.94	45,504.77	-	67,000.00


STATEMENT OF APPROVED BUDGET, UTILIZATIONS, DISBURSEMENTS AND BALANCES FOR TRUST RECEIPTS  
(for Implementing Agency use only)  
As of the Quarter Ending December 31, 2020

Department : DEPARTMENT OF SCIENCE AND TECHNOLOGY  
Agency/Entity : FOREST PRODUCTS RESEARCH AND DEVELOPMENT INSTITUTE  
Operating Unit : < not applicable >  
Organization Code (UACS) : 19 004 0000000  
Fund Cluster : 07 - Trust Receipts


x	Inter Agency Fund Transfer
	Grants and Donations (Less than 12 months)

Source Agencies and Projects	UACS CODE	Approved Budget			Utilizations					Disbursements					Balances		
		Approved Budgeted Revenue/ Receipts	Adjustments (Additions, Reductions, Modifications/ Augmentations)	Adjusted Budgeted Revenue	1st Quarter Ending March 31	2nd Quarter Ending June 30	3rd Quarter Ending Sept.30	4th Quarter Ending Dec. 31	Total	1st Quarter Ending March 31	2nd Quarter Ending June 30	3rd Quarter Ending Sept.30	4th Quarter Ending Dec. 31	Total	Unutilized Budget	Unpaid Utilizations (10-19) = 17+18	
																Due and Demandable	Not Yet Due and Demandable
1	2	3	4	5=[3+(-)4]	6	7	8	9	10=(6+7+8+9)	11	12	13	14	15=(11+12+13+14)	16=(5-10)	17	18
Department of Science and Technology																	
Forest Products Research and Development Institute																	
***Biological Studies of Forest Vines																	
PS		939,600.00	(85,200.00)	854,400.00	502,600.00	63,300.00	-	133,400.00	699,300.00	502,600.00		63,300.00	133,400.00	699,300.00	155,100.00		-
MOOE		7,227,231.40	(37,800.00)	7,189,431.40	5,286,043.37	49,462.29	93,973.73	285,684.71	5,715,164.10	5,279,043.37	49,662.29	49,770.40	270,218.73	5,648,694.79	1,474,267.30	66,469.31	(0.00)
CO		200,000.00	123,000.00	323,000.00	313,490.00		-		313,490.00	313,490.00				313,490.00	9,510.00		-
Developing the Intellectual property and Technology Business Management (IP-TBM) Operations in Consortia Member Agencies - BATCH 2 - (Coordination and Capacity Building)																	
PS		2,287,740.00	83,404.37	2,371,144.37	1,696,904.32	247,027.20	173,550.33	226,325.24	2,343,807.09	1,696,904.32	211,737.60	144,630.33	200,234.84	2,253,507.09	27,337.28	90,300.00	(0.00)
MOOE		4,937,090.00	(120,003.85)	4,817,086.15	4,203,076.18	-	53,690.08	206,109.19	4,462,875.45	4,203,076.18		42,350.08	88,981.19	4,334,407.45	354,210.70	23,960.00	104,508.00
CO		211,000.00	(25,900.52)	185,099.48	185,099.48	-	-		185,099.48	185,099.48				185,099.48	-		-
Enhancing and Strengthening the IP-TBM Operations in FPRDI																	
PS		829,652.00	129,982.20	959,634.20	656,848.46	64,710.00	89,976.00	140,209.68	951,744.14	656,848.46	64,710.00	55,713.13	129,890.88	907,162.47	7,890.06	44,581.67	(0.00)
MOOE		725,682.00	(309,241.84)	416,440.16	286,872.07	-	17,686.40	40,610.00	345,168.47	281,000.71	5,871.36	17,686.40		304,558.47	71,271.69	3,000.00	37,610.00
CO		107,000.00	-	107,000.00	104,200.48	-	-		104,200.48	104,200.48				104,200.48	2,799.52		-
Assessment of the Coppicing Characteristics of Lapnis (Broussonetia papyrifera) as a Strategy for its control and Management and Sustainable Utilization for Pulp and Paper Production.																	
PS		1,160,420.40	-	1,160,420.40	562,761.26	58,822.16	150,347.89	154,014.36	925,945.67	488,361.26	133,222.16	150,347.89	154,014.36	925,945.67	234,474.73		0.00
MOOE		1,725,801.60	(76,143.00)	1,649,658.60	871,836.39	41,704.00	55,871.28	102,570.60	1,071,982.27	745,512.09	88,578.30	132,003.85	81,433.03	1,047,527.27	577,676.33	13,180.00	11,275.00
CO		105,000.00	(5,000.00)	100,000.00	100,000.00	-	-		100,000.00	100,000.00				100,000.00	-		-
Treatability and Performance of Commercially forest woody vines using chemical and organic preservatives"																	
PS		1,174,603.20	31,072.20	1,205,675.40	825,268.86	121,596.00	136,735.20	105,710.15	1,189,310.21	825,268.86	121,596.00	136,735.20	105,710.15	1,189,310.21	16,365.19		-
MOOE		2,449,852.80	136,167.80	2,586,020.60	1,916,310.81	84,616.80	63,306.84	277,620.45	2,341,854.90	1,882,058.81	21,186.80	119,256.84	95,086.45	2,117,588.90	244,165.70	57,070.00	167,196.00
CO		1,375,000.00	(167,240.00)	1,207,760.00	1,136,957.00	-	-		1,136,957.00	1,136,957.00				1,136,957.00	70,803.00		-
Pinoy Tannin from Philippine Plant Species for the Prevention and Control of Wood and Non-wood Bamboo Destroying Organisms																	
PS		969,729.59	20,470.37	990,199.96	524,058.17	19,800.00	90,529.10	163,923.00	798,310.27	524,058.17	19,800.00	80,630.00	67,222.10	691,710.27	191,889.69	106,600.00	-
MOOE		307,622.21	(38,241.37)	269,380.84	105,551.38	13,169.67	-		118,721.05	105,551.38		13,169.67		118,721.05	150,659.79		-
CO		67,000.00	17,771.00	84,771.00	44,771.00	-	-		44,771.00	44,771.00				44,771.00	40,000.00		-
Pinoy Tannin "snf r4d Program Grant (Z0820-17780) L-Swiss National Science Foundation																	
PS		2,073,600.00	(12,200.00)	2,061,400.00	1,231,571.76	175,473.90	155,634.15	173,050.00	1,735,729.81	1,231,571.76	175,473.90	155,634.15	173,050.00	1,735,729.81	325,670.19		-
MOOE		1,300,505.00	72,200.00	1,372,705.00	393,586.17	-	-	39,750.00	433,336.17	393,586.17			28,000.00	421,586.17	939,368.83	6,000.00	5,750.00
CO		-	-	-	-	-	-		-	-				-	-		-
GRAND TOTAL	PS	9,435,345.19		9,435,345.19	6,000,012.83	750,729.26	796,772.67	1,096,632.43	8,644,147.19	5,925,612.83	726,539.66	786,990.70	963,522.33	8,402,665.52	958,727.14	241,481.67	(0.00)
	MOOE	18,673,785.01		18,673,785.01	13,063,276.37	188,952.76	284,528.33	952,344.95	14,489,102.41	12,889,828.71	165,298.75	374,237.24	563,719.40	13,993,084.10	3,811,620.34	169,679.31	326,339.00
	CO	2,065,000.00		2,065,000.00	1,884,517.96	-	-	-	1,884,517.96	1,884,517.96	-	-	-	1,884,517.96	123,112.52	-	-

Certified Correct:  
  
ZARDAIDA O. TARNATE  
Budget Officer  
Date: \_\_\_\_\_

Certified Correct:  
  
FOR RIZZA W. VARDELEON  
Chief Accountant  
Date: \_\_\_\_\_

Recommending Approval:  
  
MIGUEL C. HERRERA  
Director of Financial Management Service (FMS) or Equivalent  
Date: \_\_\_\_\_

Approved by:  
  
ROMULO T. AGGANGAN  
Agency/Entity Head or Authorized Representative  
Date: \_\_\_\_\_

STATEMENT OF APPROVED BUDGET, UTILIZATIONS, DISBURSEMENTS AND BALANCES FOR TRUST RECEIPTS  
(for Implementing Agency use only)  
As of the Quarter Ending December 31, 2020

Department : DEPARTMENT OF SCIENCE AND TECHNOLOGY  
Agency/Entity : FOREST PRODUCTS RESEARCH AND DEVELOPMENT INSTITUTE  
Operating Unit : < not applicable >  
Organization Code (UACS) : 19 004 0000000  
Fund Cluster : 07 - Trust Receipts

x	Inter Agency Fund Transfer
	Grants and Donations (Less than 12 months)





Source Agencies and Projects	UACS CODE	Approved Budget			Utilizations					Disbursements					Balances		
		Approved Budgeted Revenue/ Receipts	Adjustments (Additions, Reductions, Modifications/ Augmentations)	Adjusted Budgeted Revenue	1st Quarter Ending March 31	2nd Quarter Ending June 30	3rd Quarter Ending Sept.30	4th Quarter Ending Dec. 31	Total	1st Quarter Ending March 31	2nd Quarter Ending June 30	3rd Quarter Ending Sept.30	4th Quarter Ending Dec. 31	Total	Unutilized Budget	Unpaid Utilizations (10-19) = 17+18	
																Due and Demandable	Not Yet Due and Demandable
1	2	3	4	5=[3+(-)4]	6	7	8	9	10=(6+7+8+9)	11	12	13	14	15=(11+12+13+14)	16=[5-10]	17	18
Department of Science and Technology																	
Forest Products Research and Development Institute																	
BMI - Documentation of Philippine Indigenous Bamboo Musical Instruments																	
PS		2,197,033.57	54,475.20	2,251,508.77	844,281.67	237,726.30	41,386.04	450,854.40	1,574,248.41	844,281.67	147,826.30	109,375.76	472,764.68	1,574,248.41	677,260.36		0.00
MOOE		7,858,307.78	(54,475.20)	7,803,832.58	1,562,313.17	86,817.37	4,237.73	919,633.89	2,573,002.16	1,051,788.40	62,490.38	133,116.76	907,303.82	2,154,699.36	5,230,830.42	12,452.80	405,850.00
CO		3,011,900.00	-	3,011,900.00	3,011,900.00	-	-		3,011,900.00	531,900.00	2,480,000.00			3,011,900.00	-		-
BMI - Development of protective Processing technology for Bamboo Musical Instruments																	
PS		3,908,492.09	102,301.20	4,010,793.29	1,425,733.06	529,695.43	108,225.82	723,611.43	2,787,265.74	1,247,833.06	430,065.00	355,756.25	587,111.43	2,620,765.74	1,223,527.55	166,500.00	-
MOOE		18,651,096.00	526,698.80	19,177,794.80	2,464,363.64	1,457,115.05	296,361.64	2,831,856.12	7,049,696.45	2,077,664.99	570,747.92	366,811.86	2,044,665.62	5,059,890.39	12,128,098.35	183,349.81	1,806,456.25
CO		33,705,000.00	(629,000.00)	33,076,000.00	4,746,000.00	-	-	2,620,470.00	7,366,470.00	-		1,948,000.00	2,798,000.00	4,746,000.00	25,709,530.00	-	2,620,470.00
BMI - Processing Facility for Bamboo Musical Instruments and Other Lignocellulosic Materials																	
PS		1,251,960.11	(28,584.00)	1,223,376.11	439,147.31	126,859.20	6,244.06	236,867.54	809,118.11	439,147.31	126,859.20		73,649.47	639,655.98	414,258.00	169,462.13	-
MOOE		7,381,838.88	300,584.00	7,682,422.88	3,978,655.41	34,977.36	-	1,850,129.97	5,863,762.74	2,536,491.61	1,011,506.53	45,113.71	355,431.27	3,948,543.12	1,818,660.14	1,226,233.88	688,985.74
CO		9,653,000.00	(272,000.00)	9,381,000.00	8,103,000.00	-	-	271,990.00	8,374,990.00	-			8,301,000.00	8,301,000.00	1,006,010.00		73,990.00
GRAND TOTAL	PS	7,357,485.77		7,485,678.17	2,709,162.04	894,280.93	155,855.92	1,411,333.37	5,170,632.26	2,531,262.04	704,750.50	465,132.01	1,133,525.58	4,834,670.13	2,315,045.91	335,962.13	0.00
	MOOE	33,891,242.66		34,664,050.26	8,005,332.22	1,578,909.78	300,599.37	5,601,619.98	15,486,461.35	5,665,945.00	1,644,744.83	545,042.33	3,307,400.71	11,163,132.87	19,177,588.91	1,422,036.49	2,901,291.99
	CO	46,369,900.00		45,468,900.00	15,860,900.00	-	-	2,892,460.00	18,753,360.00	531,900.00	2,480,000.00	1,948,000.00	11,099,000.00	16,058,900.00	26,715,540.00	-	2,694,460.00

STATEMENT OF APPROVED BUDGET, UTILIZATIONS, DISBURSEMENTS AND BALANCES FOR TRUST RECEIPTS  
(for Implementing Agency use only)  
As of the Quarter Ending December 31, 2020

Department : DEPARTMENT OF SCIENCE AND TECHNOLOGY  
Agency/Entity : FOREST PRODUCTS RESEARCH AND DEVELOPMENT INSTITUTE  
Operating Unit : < not applicable >  
Organization Code (UACS) : 19 004 0000000  
Fund Cluster : 07 - Trust Receipts

x	Inter Agency Fund Transfer
	Grants and Donations (Less than 12 months)

Source Agencies and Projects	UACS CODE	Approved Budget			Utilizations					Disbursements					Balances		
		Approved Budgeted Revenue/ Receipts	Adjustments (Additions, Reductions, Modifications/ Augmentations)	Adjusted Budgeted Revenue	1st Quarter Ending March 31	2nd Quarter Ending June 30	3rd Quarter Ending Sept.30	4th Quarter Ending Dec. 31	Total	1st Quarter Ending March 31	2nd Quarter Ending June 30	3rd Quarter Ending Sept.30	4th Quarter Ending Dec. 31	Total	Unutilized Budget	Unpaid Utilizations (10-19) = 17+18)	
																Due and Demandable	Not Yet Due and Demandable
1	2	3	4	5=[3+(-)4]	6	7	8	9	10=(6+7+8+9)	11	12	13	14	15=(11+12+13+14)	16=(5-10)	17	18
Department of Science and Technology																	
Forest Products Research and Development Institute																	
Piloting of the FPRDI Wine Barrel Technology																	
PS		1,071,078.79	225,360.00	1,296,438.79	787,812.05	86,848.32	29,013.30	385,792.52	1,289,466.19	787,812.05	86,848.32	29,013.30	385,792.52	1,289,466.19	6,972.60		-
MOOE		3,210,260.04	(100,612.00)	3,109,648.04	1,608,433.18	16,983.00	159,880.00	247,802.76	2,033,098.94	1,269,522.68	338,410.50	30,883.00	224,870.00	1,863,686.18	1,076,549.10	30,112.76	139,300.00
CO		275,000.00	(124,748.00)	150,252.00	150,252.00	-	-	-	150,252.00	104,482.00		45,770.00		150,252.00	-		-
Enhancing OneLab for Global Competitiveness																	
PS		1,872,736.84	36,806.40	1,909,543.24	1,162,135.09	191,034.00	238,616.60	306,311.56	1,898,097.25	1,162,135.09	191,034.00	238,616.60	306,311.56	1,898,097.25	11,445.99		(0.00)
MOOE		923,698.61	(36,806.40)	886,892.21	609,265.01	-	13,012.90	123,859.00	746,136.91	544,615.01	-	13,012.90	1,100.00	558,727.91	140,755.30	29,308.00	158,101.00
CO		3,100,000.00		3,100,000.00	3,100,000.00	-	-	-	3,100,000.00	-	3,100,000.00	-		3,100,000.00	-		-
Utilization of Spent Tea Leaves and Tobacco Dusts as Additives for Plywood Adhesives																	
PS		1,534,034.30	491,137.49	2,025,171.79	1,428,248.59	61,992.00	302,729.41	228,307.94	2,021,277.94	1,340,348.59	149,892.00	302,729.41	228,307.94	2,021,277.94	3,893.85		(0.00)
MOOE		5,490,022.40	140,076.59	5,630,098.99	3,430,948.72	21,326.40	135,343.77	259,330.86	3,846,949.75	2,901,597.72	550,677.40	128,053.77	211,100.86	3,791,429.75	1,783,149.24	15,000.00	40,520.00
CO		5,586,072.00	(631,214.08)	4,954,857.92	4,954,857.92	-	-	-	4,954,857.92	4,954,857.92	-	-		4,954,857.92	-		-
Development of Wastewater Treatment Equipment for Wet-type Finishing Spray Booth																	
PS		830,299.20	-	830,299.20	-	-	110,827.09	289,003.81	399,830.90	-	-	110,827.09	289,003.81	399,830.90	430,468.30		0.00
MOOE		3,783,250.00	-	3,783,250.00	-	-	654,198.88	1,476,855.98	2,131,054.86	-	-	124,890.88	670,096.98	794,987.86	1,652,195.14	134,142.00	1,201,925.00
CO				-	-	-	-	-	-	-	-	-		-	-		-
GRAND TOTAL	PS	5,308,149.13		6,061,453.02	3,378,195.73	339,874.32	681,186.40	1,209,415.83	5,608,672.28	3,290,295.73	427,774.32	681,186.40	1,209,415.83	5,608,672.28	452,780.74	-	(0.00)
	MOOE	13,407,231.05		13,409,889.24	5,648,646.91	38,309.40	962,435.55	2,107,848.60	8,757,240.46	4,715,735.41	889,087.90	296,840.55	1,107,167.84	7,008,831.70	4,652,648.78	208,562.76	1,539,846.00
	CO	8,961,072.00		8,205,109.92	8,205,109.92	-	-	-	8,205,109.92	5,059,339.92	3,100,000.00	45,770.00	-	8,205,109.92	-	-	-

Certified Correct:  ZENAIDA O. TARNATE Budget Officer	Certified Correct:  FOR RIZZA W. VARDELEON Chief Accountant	Recommending Approval:  MIGUEL C. HERRERA Director of Financial Management Service (FMS) or Equivalent	Approved by:  ROMULO T. AGGANGAN Agency/Entity Head or Authorized Representative
Date: _____	Date: _____	Date: _____	Date: _____

**STATEMENT OF APPROVED BUDGET, UTILIZATIONS, DISBURSEMENTS AND BALANCES FOR TRUST RECEIPTS**  
(for Implementing Agency use only)  
As of the Quarter Ending September 30, 2020

FAR No.6

Department : DEPARTMENT OF SCIENCE AND TECHNOLOGY  
Agency/Entity : FOREST PRODUCTS RESEARCH AND DEVELOPMENT INSTITUTE  
Operating Unit : < not applicable >  
Organization Code (UACS) : 19 004 0000000  
Fund Cluster : 07 - Trust Receipts





X	Inter Agency Fund Transfer
	Grants and Donations (Less than 12 months)

Source Agencies and Projects	UACS CODE	Approved Budget			Utilizations					Disbursements					Balances		
		Approved Budgeted Revenue/ Receipts	Adjustments (Additions, Reductions, Modifications/ Augmentations)	Adjusted Budgeted Revenue	1st Quarter Ending March 31	2nd Quarter Ending June 30	3rd Quarter Ending Sept.30	4th Quarter Ending Dec. 31	Total	1st Quarter Ending March 31	2nd Quarter Ending June 30	3rd Quarter Ending Sept.30	4th Quarter Ending Dec. 31	Total	Unutilized Budget	Unpaid Utilizations (10-19) = 17+18	
																Due and Demandable	Not Yet Due and Demandable
1	2	3	4	5=[3+(-)4]	6	7	8	9	10=(6+7+8+9)	11	12	13	14	15=(11+12+13+14)	16=(5-10)	17	18
Department of Science and Technology																	
Forest Products Research and Development Institute																	
***Biological Studies of Forest Vines																	
PS		939,600.00	(85,200.00)	854,400.00	502,600.00	63,300.00	-		565,900.00	502,600.00		63,300.00		565,900.00	288,500.00		-
MOOE		7,227,231.40	(37,800.00)	7,189,431.40	5,286,043.37	49,462.29	93,973.73		5,429,479.39	5,279,043.37	49,662.29	49,770.40		5,378,476.06	1,759,952.01	37,483.33	13,520.00
CO		200,000.00	123,000.00	323,000.00	313,490.00		-		313,490.00	313,490.00				313,490.00	9,510.00		-
Developing the Intellectual property and Technology Business Management (IP-TBM) Operations in Consortia Member Agencies - BATCH 2 - (Coordination and Capacity Building)																	
PS		2,287,740.00	83,404.37	2,371,144.37	1,696,904.32	247,027.20	173,550.33		2,117,481.85	1,696,904.32	211,737.60	144,630.33		2,053,272.25	253,662.52	64,209.60	(0.00)
MOOE		4,937,090.00	(120,003.85)	4,817,086.15	4,203,076.18	-	53,690.08		4,256,766.26	4,203,076.18		42,350.08		4,245,426.26	560,319.89		11,340.00
CO		211,000.00	(25,900.52)	185,099.48	185,099.48	-	-		185,099.48	185,099.48				185,099.48	-		-
Enhancing and Strengthening the IP-TBM Operations in FPRDI																	
PS		829,652.00	129,982.20	959,634.20	656,848.46	64,710.00	100,744.33		822,302.79	656,848.46	64,710.00	55,713.13		777,271.59	137,331.41	45,031.20	-
MOOE		725,682.00	(309,241.84)	416,440.16	286,872.07	-	17,686.40		304,558.47	281,000.71	5,871.36	17,686.40		304,558.47	111,881.69		-
CO		107,000.00	-	107,000.00	104,200.48	-	-		104,200.48	104,200.48				104,200.48	2,799.52		-
Assessment of the Coppicing Characteristics of Lapnis (Broussonetia papyrifera) as a Strategy for its control and Management and Sustainable Utilization for Pulp and Paper Production.																	
PS		1,160,420.40	-	1,160,420.40	562,761.26	58,822.16	150,347.89		771,931.31	488,361.26	133,222.16	150,347.89		771,931.31	388,489.09	3,317.43	0.00
MOOE		1,725,801.60	(76,143.00)	1,649,658.60	871,836.39	41,704.00	55,871.28		969,411.67	745,512.09	88,578.30	132,003.85		966,094.24	680,246.93		0.00
CO		105,000.00	(5,000.00)	100,000.00	100,000.00	-	-		100,000.00	100,000.00				100,000.00	-		-
Treatability and Performance of Commercially forest woody vines using chemical and organic preservatives"																	
PS		1,174,603.20	(166,344.00)	1,008,259.20	825,268.86	121,596.00	136,735.20		1,083,600.06	825,268.86	121,596.00	136,735.20		1,083,600.06	(75,340.86)		-
MOOE		2,449,492.80	333,584.00	2,783,076.80	1,916,310.81	84,616.80	63,306.84		2,064,234.45	1,882,058.81	21,186.80	119,256.84		2,022,502.45	718,842.35		41,732.00
CO		1,375,000.00	(167,240.00)	1,207,760.00	1,136,957.00	-	-		1,136,957.00	1,136,957.00				1,136,957.00	70,803.00		-
Pinoy Tannin from Philippine Plant Species for the Prevention and Control of Wood and Non-wood Bamboo Destroying Organisms																	
PS		969,729.59	20,470.37	990,199.96	524,058.17	19,800.00	90,529.10		634,387.27	524,058.17	19,800.00	80,630.00		624,488.17	355,812.69	9,899.10	(0.00)
MOOE		307,622.21	(38,241.37)	269,380.84	105,551.38	13,169.67	-		118,721.05	105,551.38		13,169.67		118,721.05	150,659.79		-
CO		67,000.00	17,771.00	84,771.00	44,771.00	-	-		44,771.00	44,771.00				44,771.00	40,000.00		-
Pinoy Tannin "snf r4d Program Grant (20820-17780) L- Swiss National Science Foundation																	
PS		2,073,600.00	(12,200.00)	2,061,400.00	1,231,571.76	175,473.90	155,634.15		1,562,679.81	1,231,571.76	175,473.90	155,634.15		1,562,679.81	498,720.19		-
MOOE		1,300,505.00	72,200.00	1,372,705.00	393,586.17	-	-		393,586.17	393,586.17				393,586.17	979,118.83		-
CO		-	-	-	-	-	-		-	-				-	-		-
GRAND TOTAL	PS	9,435,345.19		9,435,345.19	6,000,012.83	750,729.26	807,541.00		7,558,283.09	5,925,612.83	726,539.66	786,990.70		7,439,143.19	1,847,175.04	119,139.90	(0.00)
	MOOE	18,673,425.01		18,673,425.01	13,063,276.37	188,952.76	284,528.33		13,536,757.46	12,889,828.71	165,298.75	374,237.24		13,429,364.70	4,961,021.49	40,800.76	66,592.00
	CO	2,065,000.00		2,065,000.00	1,884,517.96	-	-		1,884,517.96	1,884,517.96	-	-		1,884,517.96	123,112.52	-	-

Planning



x	Inter Agency Fund Transfer
	Grants and Donations (Less than 12 months)

Source Agencies and Projects	UACS CODE	Approved Budget			Utilizations					Disbursements					Balances		
		Approved Budgeted Revenue/ Receipts	Adjustments (Additions, Reductions, Modifications/ Augmentations)	Adjusted Budgeted Revenue	1st Quarter Ending March 31	2nd Quarter Ending June 30	3rd Quarter Ending Sept.30	4th Quarter Ending Dec. 31	Total	1st Quarter Ending March 31	2nd Quarter Ending June 30	3rd Quarter Ending Sept.30	4th Quarter Ending Dec. 31	Total	Unutilized Budget	Unpaid Utilizations (9) = 17+18	
																Due and Demandable	Not Yet Due and Demandable
1	2	3	4	5=3+(-)4	6	7	8	9	10=(6+7+8+9)	11	12	13	14	15=(11+12+13+14)	16=(5-10)	17	18
Department of Science and Technology																	
Forest Products Research and Development Institute																	
Evaluation of the Physical and Mechanical Properties of Economically Important Forest Woody Vines																	
PS		1,116,194.18	240,970.68	1,357,164.86	929,261.01	181,196.00	127,351.77		1,237,808.78	929,261.01	181,196.00	127,351.77		1,237,808.78	119,356.08		-
MOOE		2,167,409.60	(195,230.68)	1,972,178.92	1,628,136.75	68,900.00	42,900.00		1,739,936.75	1,628,136.75	68,900.00	42,900.00		1,739,936.75	232,242.17		-
CO		1,015,000.00	(45,740.00)	969,260.00	969,260.00				969,260.00	969,260.00				969,260.00			-
Gluing and Finishing Characteristics of Thermally Modified Bamboo																	
PS		1,099,761.75	9,723.37	1,109,485.12	952,929.12	137,896.00	15,139.20		1,105,964.32	952,929.12	123,096.00	15,139.20		1,091,164.32	3,520.80	14,800.00	-
MOOE		2,920,585.60	72,529.92	2,993,115.52	1,844,927.22	54,177.66	93,497.15		2,032,602.03	1,879,027.22	50,530.04	100,544.77		2,030,102.03	960,513.49		2,500.00
CO		970,000.00	(82,253.29)	887,746.71	787,746.71		67,000.00		854,746.71	787,746.71				787,746.71	33,000.00		67,000.00
DOST- PCAARRD National Agri-Aqua Technology Business Incubation Program Batch 2																	
PS		3,210,491.13	(68,541.44)	3,141,949.69	1,772,687.08	124,800.00	427,453.23		2,324,940.31	1,772,687.08	124,800.00	427,453.23		2,324,940.31	817,009.38		-
MOOE		2,376,555.78	(30,714.14)	2,345,841.64	2,062,350.12	70,364.83			2,132,714.95	938,720.29	13,544.00			2,104,514.95	213,126.69		-
CO		164,600.00	45,000.00	209,600.00	201,385.23				201,385.23	201,385.23		1,152,250.66		201,385.23	8,214.77		28,200.00
Anatomical, Physico-Mechanical and Veneering Properties of Young Aged Falcata and Yemane																	
PS		1,374,796.80	312,412.80	1,687,209.60	1,360,485.48	184,896.00	106,843.56		1,672,225.04	1,380,485.48	184,896.00	90,791.16		1,656,172.64	14,984.56	16,032.40	0.00
MOOE		3,424,199.20	(312,412.80)	3,111,786.40	2,700,696.78	118,071.49	160,711.52		2,979,479.79	2,697,896.78	86,541.49	40,415.07		2,824,853.34	132,306.61	51,461.45	103,165.00
CO		200,000.00		200,000.00	195,710.00				195,710.00	195,710.00				195,710.00	4,290.00		-
Resistance of James Hardies' Fiber Cement for Products to Philippine Termites																	
PS		277,200.00	17,600.00	294,800.00	192,697.60	17,600.00	12,357.64		222,655.24	192,697.60	17,600.00	12,357.64		222,655.24	72,144.76		-
MOOE		87,780.00	(17,600.00)	70,180.00	51,640.00				51,640.00	51,640.00				51,640.00	18,540.00		-
CO				-	-	-			-	-				-	-		-
GRAND TOTAL	PS	7,078,443.86		7,078,443.86	5,228,060.29	646,388.00	689,145.40	-	6,563,593.69	5,228,060.29	631,588.00	673,093.00	-	6,532,741.29	1,027,015.58	30,852.40	0.00
	MOOE	10,976,530.18		10,976,530.18	8,327,750.87	311,513.98	297,108.67	-	8,936,373.52	7,195,421.04	219,515.53	1,936,110.50	-	8,751,047.07	1,556,728.96	51,461.45	133,865.00
	CO	2,349,600.00		2,349,600.00	2,154,101.94		67,000.00	-	2,221,101.94	2,154,101.94			-	2,154,101.94	45,504.77		67,000.00
Certified Correct:		Certified Correct:			Recommending Approval:					Approved by:							
																	
ZENADA O. TARNATE		RIZZA W. VARDELEON			MIGUEL C. HERRERA					ROMULO T. AGGANGAN							
Budget Officer		Chief Accountant			Director of Financial Management Service (FMS) or Equivalent					Agency/Entity Head or Authorized Representative							
Date: _____		Date: _____			Date: _____					Date: _____							



STATEMENT OF APPROVED BUDGET, UTILIZATIONS, DISBURSEMENTS AND BALANCES FOR TRUST RECEIPTS  
(for Implementing Agency use only)  
As of the Quarter Ending September 30, 2020

Department : DEPARTMENT OF SCIENCE AND TECHNOLOGY  
Agency/Entity : FOREST PRODUCTS RESEARCH AND DEVELOPMENT INSTITUTE  
Operating Unit : < not applicable >  
Organization Code (UACS) : 19 004 0000000  
Fund Cluster : 07 - Trust Receipts

X	Inter Agency Fund Transfer
	Grants and Donations (Less than 12 months)

Source Agencies and Projects	UACS CODE	Approved Budget			Utilizations					Disbursements					Balances		
		Approved Budgeted Revenue/ Receipts	Adjustments (Additions, Reductions, Modifications/ Augmentations)	Adjusted Budgeted Revenue	1st Quarter Ending March 31	2nd Quarter Ending June 30	3rd Quarter Ending Sept.30	4th Quarter Ending Dec. 31	Total	1st Quarter Ending March 31	2nd Quarter Ending June 30	3rd Quarter Ending Sept.30	4th Quarter Ending Dec. 31	Total	Unutilized Budget	Unpaid Utilizations (10-19) = 17+18	
																Due and Demandable	Not Yet Due and Demandable
1	2	3	4	5=[3+(-)4]	6	7	8	9	10=(6+7+8+9)	11	12	13	14	15=(11+12+13+14)	16=(5-10)	17	18
Department of Science and Technology																	
Forest Products Research and Development Institute																	
BMI - Documentation of Philippine Indigenous Bamboo Musical Instruments																	
PS		2,197,033.57	54,475.20	2,251,508.77	844,281.67	237,726.30	41,386.04		1,123,394.01	844,281.67	147,826.30	109,375.76		1,101,483.73	1,128,114.76	21,910.28	0.00
MOOE		7,858,307.78	(54,475.20)	7,803,832.58	1,562,313.17	86,817.37	4,237.73		1,653,368.27	1,051,788.40	62,490.38	133,116.76		1,247,395.54	6,150,464.31	3,500.00	402,472.73
CO		3,011,900.00	-	3,011,900.00	3,011,900.00	-	-		3,011,900.00	531,900.00	2,480,000.00			3,011,900.00	-	-	-
BMI - Development of protective Processing technology for Bamboo Musical Instruments																	
PS		3,908,492.09	102,301.20	4,010,793.29	1,425,733.06	529,695.43	108,225.82		2,063,654.31	1,247,833.06	430,065.00	355,756.25		2,033,654.31	1,947,138.98	30,000.00	0.00
MOOE		18,651,096.00	526,698.80	19,177,794.80	2,464,363.64	1,457,115.05	296,361.64		4,217,840.33	2,077,664.99	570,747.92	366,811.86		3,015,224.77	14,959,954.47	41,407.15	1,161,208.41
CO		33,705,000.00	(629,000.00)	33,076,000.00	4,746,000.00	-	-		4,746,000.00	-		1,948,000.00		1,948,000.00	28,330,000.00	-	2,798,000.00
BMI - Processing Facility for Bamboo Musical Instruments and Other Lignocellulosic Materials																	
PS		700,339.20	(28,584.00)	671,755.20	439,147.31	126,859.20	6,244.06		572,250.57	439,147.31	126,859.20			566,006.51	99,504.63	6,244.06	0.00
MOOE		6,965,720.00	300,584.00	7,266,304.00	3,978,655.41	34,977.36	-		4,013,632.77	2,536,491.61	1,011,506.53	45,113.71		3,593,111.85	3,252,671.23	-	420,520.92
CO		9,150,000.00	(272,000.00)	8,878,000.00	8,103,000.00	-	-		8,103,000.00	-				-	775,000.00	-	8,103,000.00
GRAND TOTAL	PS	6,805,864.86		6,934,057.26	2,709,162.04	894,280.93	155,855.92	-	3,759,298.89	2,531,262.04	704,750.50	465,132.01	-	3,701,144.55	3,174,758.37	58,154.34	0.00
	MOOE	33,475,123.78		34,247,931.38	8,005,332.22	1,578,909.78	300,599.37	-	9,884,841.37	5,665,945.00	1,644,744.83	545,042.33	-	7,855,732.16	24,363,090.01	44,907.15	1,984,202.06
	CO	45,866,900.00		44,965,900.00	15,860,900.00	-	-	-	15,860,900.00	531,900.00	2,480,000.00	1,948,000.00	-	4,959,900.00	29,105,000.00	-	10,901,000.00



x	Inter Agency Fund Transfer
	Grants and Donations (Less than 12 months)

Source Agencies and Projects	UACS CODE	Approved Budget			Utilizations					Disbursements					Balances		
		Approved Budgeted Revenue/ Receipts	Adjustments (Additions, Reductions, Modifications/ Augmentations)	Adjusted Budgeted Revenue	1st Quarter Ending March 31	2nd Quarter Ending June 30	3rd Quarter Ending Sept.30	4th Quarter Ending Dec. 31	Total	1st Quarter Ending March 31	2nd Quarter Ending June 30	3rd Quarter Ending Sept.30	4th Quarter Ending Dec. 31	Total	Unutilized Budget	Unpaid Utilizations (10-19) = 17+18	
																Due and Demandable	Not Yet Due and Demandable
1	2	3	4	5=[3+(-)4]	6	7	8	9	10=(6+7+8+9)	11	12	13	14	15=(11+12+13+14)	16=(5-10)	17	18
Department of Science and Technology																	
Forest Products Research and Development Institute																	
Piloting of the FPRDI Wine Barrel Technology																	
PS		1,071,078.79	225,360.00	1,296,438.79	787,812.05	86,848.32	29,013.30		903,673.67	787,812.05	86,848.32	29,013.30		903,673.67	392,765.12		-
MOOE		3,210,260.04	(100,612.00)	3,109,648.04	1,608,433.18	16,983.00	159,880.00		1,785,296.18	1,269,522.68	338,410.50	30,883.00		1,638,816.18	1,324,351.86	500.00	145,980.00
CO		275,000.00	(124,748.00)	150,252.00	150,252.00	-	-		150,252.00	104,482.00		45,770.00		150,252.00	-		-
Enhancing OneLab for Global Competitiveness																	
PS		1,872,736.84	36,806.40	1,909,543.24	1,162,135.09	191,034.00	238,616.60		1,591,785.69	1,162,135.09	191,034.00	238,616.60		1,591,785.69	317,757.55		(0.00)
MOOE		923,698.61	(36,806.40)	886,892.21	609,265.01	-	13,012.30		622,277.91	544,615.01	-	13,012.90		557,627.91	264,614.30		64,650.00
CO		3,100,000.00		3,100,000.00	3,100,000.00	-	-		3,100,000.00	-	3,100,000.00	-		3,100,000.00	-		-
Utilization of Spent Tea Leaves and Tobacco Dusts as Additives for Plywood Adhesives																	
PS		1,534,034.30	491,137.49	2,025,171.79	1,428,248.59	61,992.00	302,729.41		1,792,970.00	1,340,348.59	149,892.00	302,729.41		1,792,970.00	232,201.79		(0.00)
MOOE		5,490,022.40	140,076.59	5,630,098.99	3,430,948.72	21,326.40	135,343.77		3,587,618.89	2,901,597.72	550,677.40	128,053.77		3,580,328.89	2,042,480.10	3,300.00	3,990.00
CO		5,586,072.00	(631,214.08)	4,954,857.92	4,954,857.92	-	-		4,954,857.92	4,954,857.92	-	-		4,954,857.92	-		-
Development of Wastewater Treatment Equipment for Wet-type Finishing Spray Booth																	
PS		830,299.20		830,299.20	-	-	110,827.09		110,827.09	-	-	110,827.09		110,827.09	719,472.11		-
MOOE		3,783,250.00		3,783,250.00	-	-	654,198.88		654,198.88	-	-	124,890.88		124,890.88	3,129,051.12		529,308.00
CO				-	-	-	-		-	-	-	-		-	-		-
GRAND TOTAL	PS	5,308,149.13		6,061,453.02	3,378,195.73	339,874.32	681,186.40	-	4,399,256.45	3,290,295.73	427,774.32	681,186.40	-	4,399,256.45	1,662,196.57	-	(0.00)
	MOOE	13,407,231.05		13,409,889.24	5,648,646.91	38,309.40	962,435.55	-	6,649,391.86	4,715,735.41	889,087.90	296,840.55	-	5,901,663.86	6,760,497.38	3,800.00	743,928.00
	CO	8,961,072.00		8,205,109.92	8,205,109.92	-	-	-	8,205,109.92	5,059,339.92	3,100,000.00	45,770.00	-	8,205,109.92	-	-	-
Certified Correct:		Certified Correct:						Recommending Approval:						Approved by:			
ZENaida O. TARNATE Budget Officer		RIZZA W. VARDELEON Chief Accountant						MIGUEL C. HERRERA Director of Financial Management Service (FMS) or Equivalent						ROMMEL T. AGGANGAN Agency/Entity Head or Authorized Representative			
Date:		Date:						Date:						Date:			



STATEMENT OF APPROVED BUDGET, UTILIZATIONS, DISBURSEMENTS AND BALANCES FOR TRUST RECEIPTS  
(for Implementing Agency use only)  
As of the Quarter Ending June 30, 2020

<input checked="" type="checkbox"/>	Inter Agency Fund Transfer
<input type="checkbox"/>	Grants and Donations (Less than 12 months)

Department : DEPARTMENT OF SCIENCE AND TECHNOLOGY  
Agency/Entity : FOREST PRODUCTS RESEARCH AND DEVELOPMENT INSTITUTE  
Operating Unit : < not applicable >  
Organization Code (UACS) : 19 004 0000000  
Fund Cluster : 07 - Trust Receipts

Source Agencies and Projects	UACS CODE	Approved Budget			Utilizations					Disbursements					Balances		
		Approved Budgeted Revenue/ Receipts	Adjustments (Additions, Reductions, Modifications/ Augmentations)	Adjusted Budgeted Revenue	1st Quarter Ending March 31	2nd Quarter Ending June 30	3rd Quarter Ending Sept.30	4th Quarter Ending Dec. 31	Total	1st Quarter Ending March 31	2nd Quarter Ending June 30	3rd Quarter Ending Sept.30	4th Quarter Ending Dec. 31	Total	Unutilized Budget	Unpaid Utilizations (10-19) = 17+18	
																Due and Demandable	Not Yet Due and Demandable
1	2	3	4	5=[3+(-)4]	6	7	8	9	10=[6+7+8+9]	11	12	13	14	15=[11+12+13+14]	16=[5-10]	17	18
Department of Science and Technology																	
Forest Products Research and Development Institute																	
BMI - Documentation of Philippine Indigenous Bamboo Musical Instruments																	
PS		1,027,622.40	54,475.20	1,082,097.60	844,281.67	237,726.30			1,082,007.97	844,281.67	147,826.30			992,107.97	89.63	89,900.00	-
MOOE		4,909,311.70	(54,475.20)	4,854,836.50	1,562,313.17	86,817.37			1,649,130.54	1,051,788.40	62,490.38			1,114,278.78	3,205,705.96	72,826.76	462,025.00
CO		3,140,000.00		3,140,000.00	3,011,900.00	-			3,011,900.00	531,900.00	2,480,000.00			3,011,900.00	128,100.00	-	-
BMI - Development of protective Processing technology for Bamboo Musical Instruments																	
PS		1,908,576.00	102,301.20	2,010,877.20	1,425,733.06	529,695.43			1,955,428.49	1,247,833.06	430,065.00			1,677,898.06	55,448.71	277,530.43	-
MOOE		14,192,254.60	526,698.80	14,718,953.40	2,464,363.64	1,457,115.05			3,921,478.69	2,077,664.99	570,747.92			2,648,412.91	10,797,474.71	320,545.36	952,520.42
CO		11,067,000.00	(629,000.00)	10,438,000.00	4,746,000.00	-			4,746,000.00	-	-			-	5,692,000.00	-	4,746,000.00
BMI - Processing Facility for Bamboo Musical Instruments and Other Lignocellulosic Materials																	
PS		700,339.20	(28,584.00)	671,755.20	439,147.31	126,859.20			566,006.51	439,147.31	126,859.20			566,006.51	105,748.69	-	-
MOOE		6,965,720.00	300,584.00	7,266,304.00	3,978,655.41	34,977.36			4,013,632.77	2,536,491.61	1,011,506.53			3,547,998.14	3,252,671.23	27,057.36	438,577.27
CO		9,150,000.00	(272,000.00)	8,878,000.00	8,103,000.00	-			8,103,000.00	-	-			-	775,000.00	-	8,103,000.00
GRAND TOTAL	PS	3,636,537.60		3,764,730.00	2,709,162.04	894,280.93	-	-	3,603,442.97	2,531,262.04	704,750.50	-	-	3,236,012.54	161,287.03	367,430.43	-
	MOOE	26,067,286.30		26,840,093.90	8,005,332.22	1,578,909.78	-	-	9,584,242.00	5,665,945.00	1,644,744.83	-	-	7,310,689.83	17,255,851.90	420,429.48	1,853,122.69
	CO	23,357,000.00		22,456,000.00	15,860,900.00	-	-	-	15,860,900.00	531,900.00	2,480,000.00	-	-	3,011,900.00	6,595,100.00	-	12,849,000.00

**STATEMENT OF APPROVED BUDGET, UTILIZATIONS, DISBURSEMENTS AND BALANCES FOR TRUST RECEIPTS**  
(for Implementing Agency use only)  
As of the Quarter Ending June 30, 2020

Department : DEPARTMENT OF SCIENCE AND TECHNOLOGY  
 Agency/Entity : FOREST PRODUCTS RESEARCH AND DEVELOPMENT INSTITUTE  
 Operating Unit : < not applicable >  
 Organization Code (UACS) : 19 004 0000000  
 Fund Cluster : 07 - Trust Receipts

X	Inter Agency Fund Transfer
	Grants and Donations (Less than 12 months)

Source Agencies and Projects	JACS CODE	Approved Budget			Utilizations					Disbursements					Balances		
		Approved Budgeted Revenue/ Receipts	Adjustments (Additions, Reductions, Modifications/ Augmentations)	Adjusted Budgeted Revenue	1st Quarter Ending March 31	2nd Quarter Ending June 30	3rd Quarter Ending Sept. 30	4th Quarter Ending Dec. 31	Total	1st Quarter Ending March 31	2nd Quarter Ending June 30	3rd Quarter Ending Sept. 30	4th Quarter Ending Dec. 31	Total	Unutilized Budget	Unpaid Utilizations (19) = 17+18	
																Due and Demandable	Not Yet Due and Demandable
1	2	3	4	5=(3+(-)4)	6	7	8	9	10=(6+7+8+9)	11	12	13	14	15=(11+12+13+14)	16=(5-10)	17	18
Department of Science and Technology																	
Forest Products Research and Development Institute																	
Piloting of the FPRDI Wine Barrel Technology																	
PS		745,425.60	14,515.20	759,940.80	735,381.19	-			735,381.19	735,381.19	-			735,381.19	24,559.61	-	-
MOOE		2,226,160.00	110,232.80	2,336,392.80	1,660,864.04	103,831.32			1,764,695.36	1,321,953.54	425,258.82			1,747,212.36	571,697.44	500.00	16,983.00
CO		275,000.00	(124,748.00)	150,252.00	150,252.00	-			150,252.00	104,482.00				104,482.00	-	45,770.00	-
Enhancing OneLab for Global Competitiveness																	
PS		937,756.80	36,806.40	974,563.20	940,207.24	34,355.96			974,563.20	940,207.24	34,355.96			974,563.20	-	0.00	-
MOOE		1,037,281.36	(36,806.40)	1,000,474.96	831,192.86	156,678.04			987,870.90	766,542.86	156,678.04			923,220.90	12,604.06	-	64,650.00
CO		3,100,000.00		3,100,000.00	3,100,000.00	-			3,100,000.00	-	3,100,000.00			3,100,000.00	-	-	-
Utilization of Spent Tea Leaves and Tobacco Dusts as Additives for Plywood Adhesives																	
PS		1,534,034.30	30,067.20	1,564,101.50	1,428,248.59	61,992.00			1,490,240.59	1,340,348.59	149,892.00			1,490,240.59	73,860.91	-	-
MOOE		5,490,022.40	601,146.88	6,091,169.28	3,430,948.72	21,326.40			3,452,275.12	2,901,597.72	283,016.40			3,184,614.12	2,638,894.16	3,300.00	264,361.00
CO		5,586,072.00	(631,214.08)	4,954,857.92	4,954,857.92	-			4,954,857.92	4,954,857.92	-			4,954,857.92	-	-	-
GRAND TOTAL PS		3,217,216.70		3,298,605.50	3,103,837.02	96,347.96	-	-	3,200,184.98	3,015,937.02	184,247.96	-	-	3,200,184.98	98,420.52	0.00	-
MOOE		8,753,463.76		9,428,037.04	5,923,005.62	281,835.76	-	-	6,204,841.38	4,990,094.12	864,953.26	-	-	5,855,047.38	3,223,195.66	3,800.00	345,994.00
CO		8,961,072.00		8,205,109.92	8,205,109.92	-	-	-	8,205,109.92	5,059,339.92	3,100,000.00	-	-	8,159,339.92	-	45,770.00	-

Certified Correct:  ZENAJDA O. TARNATE Budget Officer	Certified Correct:  RIZZA W. VARDELEON Chief Accountant	Recommending Approval:  MIGUEL C. HERRERA Director of Financial Management Service (FMS) or Equivalent	Approved by:  ROMULO T. AGGANAN Agency/Entity Head or Authorized Representative
Date: _____	Date: _____	Date: _____	Date: _____



STATEMENT OF APPROVED BUDGET, UTILIZATIONS, DISBURSEMENTS AND BALANCES FOR TRUST RECEIPTS  
(for Implementing Agency use only)  
As of the Quarter Ending June 30, 2020

Department : DEPARTMENT OF SCIENCE AND TECHNOLOGY  
Agency/Entity : FOREST PRODUCTS RESEARCH AND DEVELOPMENT INSTITUTE  
Operating Unit : < not applicable >  
Organization Code (UACS) : 19 004 0000000  
Fund Cluster : 07 - Trust Receipts

x	Inter Agency Fund Transfer
	Grants and Donations (Less than 12 months)

Source Agencies and Projects	UACS CODE	Approved Budget			Utilizations					Disbursements					Balances		
		Approved Budgeted Revenue/ Receipts	Adjustments (Additions, Reductions, Modifications/ Augmentations)	Adjusted Budgeted Revenue	1st Quarter Ending March 31	2nd Quarter Ending June 30	3rd Quarter Ending Sept.30	4th Quarter Ending Dec. 31	Total	1st Quarter Ending March 31	2nd Quarter Ending June 30	3rd Quarter Ending Sept.30	4th Quarter Ending Dec.31	Total	Unutilized Budget	Unpaid Utilizations (10-19) = 17+18	
																Due and Demandable	Not Yet Due and Demandable
1	2	3	4	5=[3+(-)4]	6	7	8	9	10=[6+7+8+9]	11	12	13	14	15=[11+12+13+14]	16=[5-10]	17	18
Department of Science and Technology																	
Forest Products Research and Development Institute																	
***Biological Studies of Forest Vines																	
PS		686,400.00	(85,200.00)	601,200.00	502,600.00	63,300.00			565,900.00	502,600.00				502,600.00	35,300.00	63,300.00	
MOOE		5,581,549.00	(37,800.00)	5,543,749.00	5,286,043.37	49,462.29			5,335,505.66	5,279,043.37	49,662.29			5,328,705.66	208,243.34	2,000.00	4,800.00
CO		200,000.00	123,000.00	323,000.00	313,490.00				313,490.00	313,490.00				313,490.00	9,510.00	-	
Developing the Intellectual property and Technology Business Management (IP-TBM) Operations in Consortia Member Agencies - BATCH 2 - (Coordination and Capacity Building)																	
PS		2,287,740.00	(80,915.23)	2,206,824.77	1,696,904.32	247,027.20			1,943,931.52	1,696,904.32	211,737.60			1,908,641.92	262,893.25	35,289.60	
MOOE		4,937,090.00	106,815.75	5,043,905.75	4,203,076.18	-			4,203,076.18	4,203,076.18				4,203,076.18	840,829.57	-	
CO		211,000.00	(25,900.52)	185,099.48	185,099.48	-			185,099.48	185,099.48				185,099.48	-	-	
Enhancing and Strengthening the IP-TBM Operations in FPRDI																	
PS		829,652.00	-	829,652.00	656,848.46	64,710.00			721,558.46	656,848.46	64,710.00			721,558.46	108,093.54	-	
MOOE		725,682.00	-	725,682.00	286,872.07	-			286,872.07	281,000.71	5,871.36			286,872.07	438,809.93	-	
CO		107,000.00	-	107,000.00	104,200.48	-			104,200.48	104,200.48				104,200.48	2,799.52	-	
Assessment of the Coppicing Characteristics of Lapnis (Broussonetia papyrifera) as a Strategy for its control and Management and Sustainable Utilization for Pulp and Paper Production.																	
PS		1,160,420.40	-	1,160,420.40	562,761.26	58,822.16			621,583.42	488,361.26	133,222.16			621,583.42	538,836.98	0.00	
MOOE		1,725,801.60	5,000.00	1,730,801.60	871,836.39	41,704.00			913,540.39	745,512.09	88,578.30			834,090.39	817,261.21	18,000.00	61,450.00
CO		105,000.00	(5,000.00)	100,000.00	100,000.00	-			100,000.00	100,000.00				100,000.00	-	-	
Treatability and Performance of Commercially forest woody vines using chemical and organic preservatives"																	
PS		1,174,603.20	(166,344.00)	1,008,259.20	825,268.86	121,596.00			946,864.86	825,268.86	121,596.00			946,864.86	61,394.34	-	
MOOE		2,449,492.80	333,584.00	2,783,076.80	1,916,310.81	84,616.80			2,000,927.61	1,882,058.81	21,186.80			1,903,245.61	782,149.19	3,760.00	93,922.00
CO		1,375,000.00	(167,240.00)	1,207,760.00	1,136,957.00	-			1,136,957.00	1,136,957.00				1,136,957.00	70,803.00	-	
Pinoy Tannin from Philippine Plant Species for the Prevention and Control of Wood and Non-wood Bamboo Destroying Organisms																	
PS		629,306.00	20,470.37	649,776.37	524,058.17	19,800.00			543,858.17	524,058.17	19,800.00			543,858.17	105,918.20	-	
MOOE		178,700.00	(38,241.37)	140,458.63	105,551.38	13,209.67			118,761.05	105,551.38				105,551.38	21,697.58	13,209.67	
CO		27,000.00	17,771.00	44,771.00	44,771.00	-			44,771.00	44,771.00				44,771.00	-	-	
Pinoy Tannin "snf r4d Program Grant (Z08Z0-17780) L-Swiss National Science Foundation																	
PS		2,073,600.00	(12,200.00)	2,061,400.00	1,231,571.76	175,473.90			1,407,045.66	1,231,571.76	175,473.90			1,407,045.66	654,354.34	-	
MOOE		1,360,505.00	12,200.00	1,372,705.00	393,586.17	-			393,586.17	393,586.17				393,586.17	979,118.83	-	
CO		-	-	-	-	-			-	-				-	-	-	
GRAND TOTAL	PS	8,841,721.60		8,841,721.60	6,000,012.83	750,729.26	-	-	6,750,742.09	5,925,612.83	726,539.66	-	-	6,652,152.49	1,766,790.65	98,589.60	-
	MOOE	16,958,820.40		16,958,820.40	13,063,276.37	188,992.76	-	-	13,252,269.13	12,889,828.71	165,298.75	-	-	13,055,127.46	4,088,109.65	36,969.67	-
	CO	2,025,000.00		2,025,000.00	1,884,517.96	-	-	-	1,884,517.96	1,884,517.96	-	-	-	1,884,517.96	83,112.52	-	-



**STATEMENT OF APPROVED BUDGET, UTILIZATIONS, DISBURSEMENTS AND BALANCES FOR TRUST RECEIPTS**  
(for Implementing Agency use only)  
As of the Quarter Ending June 30, 2020

Department : DEPARTMENT OF SCIENCE AND TECHNOLOGY  
 Agency/Entity : FOREST PRODUCTS RESEARCH AND DEVELOPMENT INSTITUTE  
 Operating Unit : < not applicable >  
 Organization Code (UACS) : 19 004 0000000  
 Fund Cluster : 07 - Trust Receipts

X	Inter Agency Fund Transfer
	Grants and Donations (Less than 12 months)

Source Agencies and Projects	UACS CODE	Approved Budget			Utilizations					Disbursements					Balances		
		Approved Budgeted Revenue/ Receipts	Adjustments (Additions, Reductions, Modifications/ Augmentations)	Adjusted Budgeted Revenue	1st Quarter Ending March 31	2nd Quarter Ending June 30	3rd Quarter Ending Sept.30	4th Quarter Ending Dec. 31	Total	1st Quarter Ending March 31	2nd Quarter Ending June 30	3rd Quarter Ending Sept.30	4th Quarter Ending Dec. 31	Total	Unutilized Budget	Unpaid Utilizations (19) = 17+18	
																Due and Demandable	Not Yet Due and Demandable
1	2	3	4	5=[3+(-)4]	6	7	8	9	10=(6+7+8+9)	11	12	13	14	15=(11+12+13+14)	16=(5-10)	17	18
Department of Science and Technology																	
Forest Products Research and Development Institute																	
Evaluation of the Physical and Mechanical Properties of Economically Important Forest Woody Vines																	
PS		1,116,194.18	37,383.48	1,153,577.66	849,564.86	181,196.00			1,030,760.86	849,564.86	181,196.00			1,030,760.86	122,816.80	-	
MOOE		2,167,409.60	8,356.52	2,175,766.12	1,707,832.90	68,900.00			1,776,732.90	1,707,832.90	68,900.00			1,776,732.90	399,033.22	-	
CO		1,015,000.00	(45,740.00)	969,260.00	969,260.00	-			969,260.00	969,260.00	-			969,260.00	-	-	
Gluing and Finishing Characteristics of Thermally Modified Bamboo																	
PS		1,099,761.75	9,723.37	1,109,485.12	952,929.12	137,896.00			1,090,825.12	952,929.12	123,096.00			1,076,025.12	18,660.00	14,800.00	
MOOE		2,429,100.85	564,014.67	2,993,115.52	1,884,927.22	54,177.66			1,939,104.88	1,879,027.22	50,530.04			1,929,557.26	1,054,010.64	3,647.62	5,900.00
CO		862,377.60	25,369.11	887,746.71	787,746.71	-			787,746.71	787,746.71	-			787,746.71	100,000.00	-	
DOST- PCAARRD National Agri-Aqua Technology Business Incubation Program Batch 2																	
PS		3,210,491.13	(402,779.65)	2,807,711.48	1,772,687.08	124,800.00			1,897,487.08	1,772,687.08	124,800.00			1,897,487.08	910,224.40	-	
MOOE		579,591.05	2,154,744.38	2,734,335.43	2,062,350.12	70,364.83			2,132,714.95	937,120.29	14,644.00			951,764.29	601,620.48	3,270.83	1,177,679.83
CO		64,600.00	145,000.00	209,600.00	201,385.23	-			201,385.23	201,385.23	-			201,385.23	8,214.77	-	
Anatomical, Physico-Mechanical and Veneering Properties of Young Aged Falcata and Yemane																	
PS		1,374,796.80	299,122.04	1,673,918.84	1,380,485.48	184,896.00			1,565,381.48	1,380,485.48	184,896.00			1,565,381.48	108,537.36	-	
MOOE		3,424,199.20	(294,832.04)	3,129,367.16	2,700,696.78	118,071.49			2,818,768.27	2,697,896.78	86,541.49			2,784,438.27	310,598.89	-	34,330.00
CO		200,000.00	(4,290.00)	195,710.00	195,710.00	-			195,710.00	195,710.00	-			195,710.00	-	-	
Resistance of James Hardies' Fiber Cement for Products to Philippine Termites																	
PS		277,200.00		277,200.00	192,697.60	17,600.00			210,297.60	192,697.60	17,600.00			210,297.60	66,902.40	-	
MOOE		87,780.00		87,780.00	51,640.00	-			51,640.00	51,640.00	-			51,640.00	36,140.00	-	
CO				-	-	-			-	-	-			-	-	-	
GRAND TOTAL PS		7,078,443.86		7,078,443.86	5,148,364.14	646,388.00	-	-	5,794,752.14	5,148,364.14	631,588.00	-	-	5,779,952.14	1,227,140.96	14,800.00	-
MOOE		8,688,080.70		8,688,080.70	8,407,447.02	311,513.98	-	-	8,718,961.00	7,273,517.19	220,615.53	-	-	7,494,132.72	2,401,403.23	6,918.45	-
CO		2,141,977.60		2,141,977.60	2,154,101.94	-	-	-	2,154,101.94	2,154,101.94	-	-	-	2,154,101.94	108,214.77	-	1,217,909.83

Certified Correct:  <b>ZENAJDA O. TARNATE</b> Budget Officer	Certified Correct:  <b>RIZZA W. VARDELEON</b> Chief Accountant	Recommending Approval:  <b>MIGUEL C. HERRERA</b> Director of Financial Management Service (FMS) or Equivalent	Approved by:  <b>ROMULO F. AGGANGAN</b> Agency/Entity Head or Authorized Representative
Date: _____	Date: _____	Date: _____	Date: _____

STATEMENT OF APPROVED BUDGET, UTILIZATIONS, DISBURSEMENTS AND BALANCES FOR TRUST RECEIPTS  
(for Implementing Agency use only)  
As of the Quarter Ending March 31, 2020

Department : DEPARTMENT OF SCIENCE AND TECHNOLOGY  
Agency/Entity : FOREST PRODUCTS RESEARCH AND DEVELOPMENT INSTITUTE  
Operating Unit : < not applicable >  
Organization Code (UACS) : 19 004 0000000  
Fund Cluster : 07 - Trust Receipts

x	Inter Agency Fund Transfer
	Grants and Donations (Less than 12 months)

Source Agencies and Projects	UACS CODE	Approved Budget			Utilizations					Disbursements					Balances		
		Approved Budgeted Revenue/ Receipts	Adjustments (Additions, Reductions, Modifications/ Augmentations)	Adjusted Budgeted Revenue	1st Quarter Ending March 31	2nd Quarter Ending June 30	3rd Quarter Ending Sept.30	4th Quarter Ending Dec. 31	Total	1st Quarter Ending March 31	2nd Quarter Ending June 30	3rd Quarter Ending Sept.30	4th Quarter Ending Dec. 31	Total	Unutilized Budget	Unpaid Utilizations (19) + (17+18)	
																Due and Demandable	Not Yet Due and Demandable
1	2	3	4	5=(3+(-)4)	6	7	8	9	10=(6+7+8+9)	11	12	13	14	15=(11+12+13+14)	16=(5-10)	17	18
Department of Science and Technology																	
Forest Products Research and Development Institute																	
BMI - Documentation of Philippine Indigenous Bamboo Musical Instruments																	
PS		1,027,622.40	54,475.20	1,082,097.60	844,281.67				844,281.67	844,281.67				844,281.67	237,815.93	-	-
MOOE		4,909,311.70	(54,475.20)	4,854,836.50	1,562,313.17				1,562,313.17	1,051,788.40				1,051,788.40	3,292,523.33	81,719.77	428,805.00
CO		3,140,000.00		3,140,000.00	3,011,900.00				3,011,900.00	531,900.00				531,900.00	128,100.00	-	2,480,000.00
BMI - Development of protective Processing technology for Bamboo Musical Instruments																	
PS		1,908,576.00	59,920.80	1,968,496.80	1,425,733.06				1,425,733.06	1,247,833.06				1,247,833.06	542,763.74	177,900.00	-
MOOE		14,192,254.60	663,279.20	14,855,533.80	2,464,363.64				2,464,363.64	2,077,664.99				2,077,664.99	12,391,170.16	351,642.85	35,055.80
CO		11,067,000.00	(723,200.00)	10,343,800.00	4,746,000.00				4,746,000.00	-				-	5,597,800.00	4,746,000.00	-
BMI - Processing Facility for Bamboo Musical Instruments and Other Lignocellulosic Materials																	
PS		700,339.20	(28,584.00)	671,755.20	439,147.31				439,147.31	439,147.31				439,147.31	232,607.89	-	-
MOOE		6,965,720.00	300,584.00	7,266,304.00	3,978,655.41				3,978,655.41	2,536,491.61				2,536,491.61	3,287,648.59	626,900.98	815,262.82
CO		9,150,000.00	(272,000.00)	8,878,000.00	8,103,000.00				8,103,000.00	-				-	775,000.00	8,103,000.00	-
GRAND TOTAL	PS	3,636,537.60		3,722,349.60	2,709,162.04		-	-	2,709,162.04	2,531,262.04				2,531,262.04	1,013,187.56	177,900.00	-
	MOOE	26,067,286.30		26,976,674.30	8,005,332.22		-	-	8,005,332.22	5,665,945.00				5,665,945.00	18,971,342.08	1,060,263.60	1,279,123.62
	CO	23,357,000.00		22,361,800.00	15,860,900.00		-	-	15,860,900.00	531,900.00				531,900.00	6,500,900.00	12,849,000.00	2,480,000.00

STATEMENT OF APPROVED BUDGET, UTILIZATIONS, DISBURSEMENTS AND BALANCES FOR TRUST RECEIPTS  
(for Implementing Agency use only)  
As of the Quarter Ending March 31, 2020

Department : DEPARTMENT OF SCIENCE AND TECHNOLOGY  
Agency/Entity : FOREST PRODUCTS RESEARCH AND DEVELOPMENT INSTITUTE  
Operating Unit : < not applicable >  
Organization Code (UACS) : 19 004 0000000  
Fund Cluster : 07 - Trust Receipts

x	Inter Agency Fund Transfer
	Grants and Donations (Less than 12 months)

Source Agencies and Projects	UACS CODE	Approved Budget			Utilizations					Disbursements					Balances		
		Approved Budgeted Revenue/ Receipts	Adjustments (Additions, Reductions, Modifications/ Augmentations)	Adjusted Budgeted Revenue	1st Quarter Ending March 31	2nd Quarter Ending June 30	3rd Quarter Ending Sept.30	4th Quarter Ending Dec. 31	Total	1st Quarter Ending March 31	2nd Quarter Ending June 30	3rd Quarter Ending Sept.30	4th Quarter Ending Dec. 31	Total	Unutilized Budget	Unpaid Utilizations (10) = 17+18	
																Due and Demandable	Not Yet Due and Demandable
1	2	3	4	5=[3+(-)4]	6	7	8	9	10=(6+7+8+9)	11	12	13	14	15=(11+12+13+14)	16=[5-10]	17	18
Department of Science and Technology																	
Forest Products Research and Development Institute																	
Evaluation of the Physical and Mechanical Properties of Economically Important Forest Woody Vines																	
PS		1,116,194.18	37,383.48	1,153,577.66	849,564.86				849,564.86	849,564.86				849,564.86	304,012.80	-	
MOOE		2,167,409.60	8,356.52	2,175,766.12	1,707,832.90				1,707,832.90	1,707,832.90				1,707,832.90	467,933.22	-	
CO		1,015,000.00	(45,740.00)	969,260.00	969,260.00				969,260.00	969,260.00				969,260.00	-	-	
Gluing and Finishing Characteristics of Thermally Modified Bamboo																	
PS		1,099,761.75	9,723.37	1,109,485.12	952,929.12				952,929.12	952,929.12				952,929.12	156,556.00	-	
MOOE		2,429,100.85	564,014.67	2,993,115.52	1,884,927.22				1,884,927.22	1,879,027.22				1,879,027.22	1,108,188.30	-	5,900.00
CO		862,377.60	25,369.11	887,746.71	787,746.71				787,746.71	787,746.71				787,746.71	100,000.00	-	
DOST- PCAARRD National Agri-Aqua Technology Business Incubation Program Batch 2																	
PS		3,210,491.13	(402,779.65)	2,807,711.48	1,772,687.08				1,772,687.08	1,772,687.08				1,772,687.08	1,035,024.40	-	
MOOE		579,591.05	2,154,744.38	2,734,335.43	2,062,350.12				2,062,350.12	937,120.29				671,985.31	1,650.00	1,123,579.83	
CO		64,600.00	145,000.00	209,600.00	201,385.23				201,385.23	201,385.23				201,385.23	8,214.77	-	
Anatomical, Physico-Mechanical and Veneering Properties of Young Aged Falcata and Yemane																	
PS		1,374,796.80	299,122.04	1,673,918.84	1,380,485.48				1,380,485.48	1,380,485.48				1,380,485.48	293,433.36	-	
MOOE		3,424,199.20	(294,832.04)	3,129,367.16	2,700,696.78				2,700,696.78	2,697,896.78				2,697,896.78	428,670.38	-	2,800.00
CO		200,000.00	(4,290.00)	195,710.00	195,710.00				195,710.00	195,710.00				195,710.00	-	-	
Resistance of James Hardies' Fiber Cement for Products to Philippine Termites																	
PS		277,200.00		277,200.00	192,697.60				192,697.60	192,697.60				192,697.60	84,502.40	-	
MOOE		87,780.00		87,780.00	51,640.00				51,640.00	51,640.00				51,640.00	36,140.00	-	
CO				-					-					-	-	-	
***Biological Studies of Forest Vines																	
PS		686,400.00	(85,200.00)	601,200.00	502,600.00				502,600.00	502,600.00				502,600.00	98,600.00	-	
MOOE		5,581,549.00	(37,800.00)	5,543,749.00	5,286,043.37				5,286,043.37	5,279,043.37				5,279,043.37	257,705.63	7,000.00	
CO		200,000.00	123,000.00	323,000.00	313,490.00				313,490.00	313,490.00				313,490.00	9,510.00	-	



