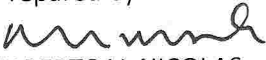


FOREST PRODUCTS RESEARCH AND DEVELOPMENT INSTITUTE
PERFORMANCE MEASURES AND TARGETS
(In Thousand Pesos)

Major Final Output/ Performance Indicator	FY 2015
	Amount/Target
MFO 1	
Research and Development	<u>42,164,650</u>
1. No. of R&D projects completed	12
2. Percent of projects completed in the last 5 years that are published in recognized media or adopted by the industry	90%
3. Percent of projects completed within the timeframe in accordance with original project approval	90%
MFO 2	
Technical Advisory Services	<u>34,498,350</u>
1. No. of technical services rendered	1,560
2. Percent of clients who rate the technical services as satisfactory or better	90%
3. Percent of technical services provided within 3 days of request	90%
General Administration and Support Services (GASS)	<u>70,712,000</u>
1. Budget Utilization Rate	90% compliance
2. Good Governance Condition 1: Transparency Seal	90% compliance
3. Good Governance Condition 2: PhilGEPS Posting	90% compliance
4. Good Governance Condition 3: Cash Advance (CA) Liquidation	90% compliance
5. Good Governance Condition 4: Anti-Red Tape Act	90% compliance
	<u>147,375,000</u>


Prepared by:


ALBERTO V. NICOLAS
Planning Officer IV


ZENAIDA O. TARNATE

Administrative Officer V


Approved by:



ROMULO T. AGGANGAN
Director IV

FOREST PRODUCTS RESEARCH AND DEVELOPMENT INSTITUTE
PERFORMANCE MEASURES AND TARGETS
(In Thousand Pesos)


Major Final Output/ Performance Indicator	FY 2014
	Amount/Target
MFO 1	
Research and Development	<u>43,025,000</u>
1. No. of R&D projects completed	12
2. Percent of projects completed in the last 5 years that are published in recognized media or adopted by the industry	90%
3. Percent of projects completed within the timeframe in accordance with original project approval	90%
MFO 2	
Technical Advisory Services	<u>35,202,600</u>
1. No. of technical services rendered	1,530
2. Percent of clients who rate the technical services as satisfactory or better	90%
3. percent of technical services provided within 3 days of request	90%
General Administration and Support Services (GASS)	<u>48,341,000</u>
1. Budget Utilization Rate	90% compliance
2. Good Governance Condition 1: Transparency Seal	90% compliance
3. Good Governance Condition 2: PhilGEPS Posting	90% compliance
4. Good Governance Condition 3: Cash Advance (CA) Liquidation	90% compliance
5. Good Governance Condition 4: Anti-Red Tape Act	90% compliance
	<u>126,569,000</u>

Prepared by:


ALBERTO V. NICOLAS
Planning Officer


ZENaida O. TARNATE
Budget Officer

Approved by:

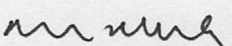

ROMULO T. AGGANGAN
Director

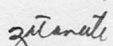
FOREST PRODUCTS RESEARCH AND DEVELOPMENT INSTITUTE
PERFORMANCE MEASURES AND TARGETS
(In Thousand Pesos)

Major Final Output/ Performance Indicator	FY 2013
	Amount/Target
MFO 1	
Research and Development	64,968
No. of R&D projects implemented	50
No. of technical papers prepared for publication	25
No. of IPs protection filed/approved	7
MFO 2	28,349
Technology Transfer	
No. of clients served by type of service	1,530
• Consultancy	700
• Technology development	30
• Training	800
Income generated by type of service	110
• Consultancy	35
• Technology development	50
• Training	25
No. of technology transfer agreement signed	12
Customer satisfaction index	90
MFO 3	24,806
S&T Services	
No. of clients served by type of service	600
• Testing	500
• Other services	100
Income generated by type of service	1,503
• Testing	1,400
• Other services	100
Customer satisfaction index	90
TOTAL	118,123

Note: RLIP included in the amount of 6,974

Prepared by:


ALBERTO V. NICOLAS
Planning Officer


ZENaida O. TARNATE
Budget Officer

Approved by:


ROMULO T. AGGANGAN
Director

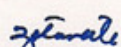
FOREST PRODUCTS RESEARCH AND DEVELOPMENT INSTITUTE
PERFORMANCE MEASURES AND TARGETS
(In Thousand Pesos)

Major Final Output/ Performance Indicator	FY 2012
	Amount/Target
MFO 1	
Research and Development	44,951
No. of R&D projects implemented	60
No. of technical papers prepared for publication	25
No. of IPs protection filed/approved	7
MFO 2	19,616
Technology Transfer	
No. of clients served by type of service	1,530
• Consultancy	700
• Technology development	30
• Training	800
Income generated by type of service	110
• Consultancy	35
• Technology development	50
• Training	25
No. of technology transfer agreement signed	12
Customer satisfaction index	90
MFO 3	17,163
S&T Services	
No. of clients served by type of service	600
• Testing	500
• Other services	100
Income generated by type of service	1,503
• Testing	1,400
• Other services	100
Customer satisfaction index	90
TOTAL	81,730

Note: RLIP included in the amount of 5,156

Prepared by:


ALBERTO V. NICOLAS
Planning Officer


ZENADA O. TARNATE
Budget Officer

Approved by:


ROMULOT T. AGGANGAN
Director